



Yamaha Handcrafted Guitars


All specifications subject to change without notice.

For details please contact:

LAG99?? 99?? Printed in Japan



The Pinnacle of Craftsmanship



It's been over 30 years since we produced the first Yamaha folk guitar. Introduced in 1966, those first instruments offered solid construction, great tone and excellent value. Popular with an entire generation they provided many an aspiring musician with the vehicle for their first musical journeys. In the following five years our craftsmen increased their knowledge and expertise while those young musicians blossomed into brilliant artists. Just as they were demanding more from their instruments we introduced the FG-2000, an instrument that soon won the hearts of musicians worldwide with its quality craftsmanship, excellent playability and sophisticated tone.

By 1975 our musician friends, who were now world-class artists, were requesting one-off custom models from our factory. While our master craftsmen proudly filled their orders they were also putting the finishing touches on the first full lineup of L-series guitars. In 10 years we introduced the LL and LS series. Still handcrafted from the finest materials possible they represent the pinnacle of Yamaha craftsmanship.

For more than 30 years we've focused our expertise on creating guitars. Of course there has been change, but what remains the same is our craftsmen's unwavering dedication to fine craftsmanship and an intense desire to create the finest instruments possible.



The LL body style is Yamaha's unique approach to the traditional dreadnought shape. Projecting an impressive volume, bass and sustain without sacrificing clarity and balance, these instruments are testament to Yamaha's dedication to perfecting a proprietary sound.

The real beauty, though, is in the details like the fine fretwork, individually located bridge, and hand-scalloped bracing that set it apart from even more expensive guitars.



LL500

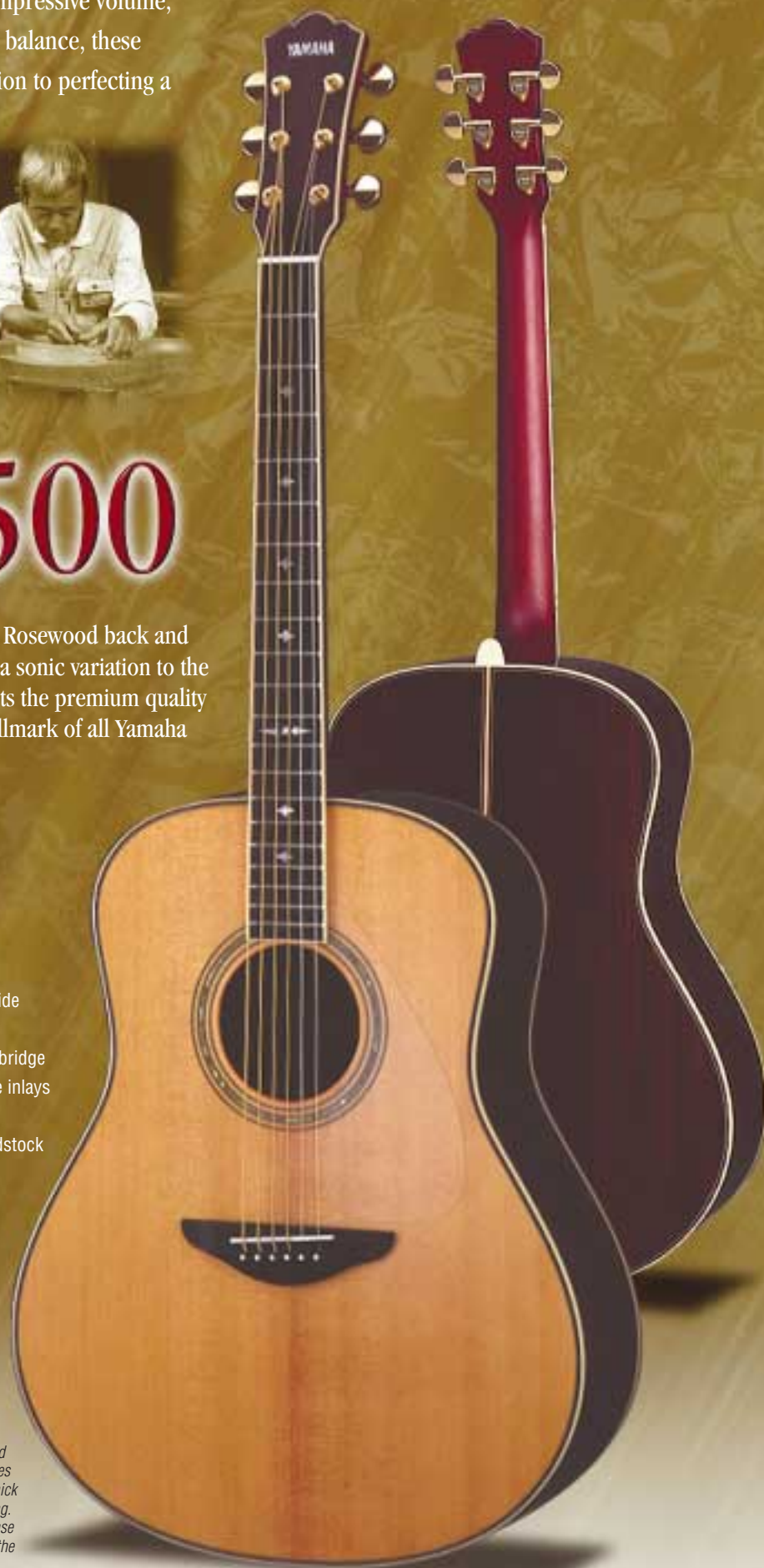
The LL500 comes with solid Indian Rosewood back and sides that deliver a brighter tone that's a sonic variation to the LL400. Otherwise, this guitar also boasts the premium quality and materials that have become the hallmark of all Yamaha handcrafted guitars.

LL500

- Original Jumbo Body
- Solid Sitka Spruce top
- Solid Rosewood back & side
- Mahogany neck
- Rosewood fingerboard & bridge
- Mother-of-pearl snowflake inlays
- Abalone rosette
- Bound fingerboard & headstock
- Multi-ivory cell binding
- Gold tuning machines
- Natural finish

Scalloped Bracing

The LL series incorporates an asymmetric bracing design and maple bridge plate that provides tight low-end response with thick mids and highs for lead playing. It also delivers a bright response with a clear, sharp tone when the guitar is strummed.



LL400

Virtually any guitarist seeking the very best in handcrafted guitars will find satisfaction in this traditional dreadnought-like instrument. The LL400 is a model of straight-ahead, solid workmanship that delivers everything the recording artist is likely to desire. It features a Solid Sitka Spruce top, Solid Mahogany back and sides, bound fingerboard and headstock, and a pleasing abalone rosette design.

A precisely fit dovetail joint contributes to stability, as well as increased volume and sustain.



LL400

- Unique "LL" body style
- Solid Sitka Spruce top
- Solid Mahogany back & side
- Mahogany neck
- Rosewood fingerboard & bridge
- Mother-of-pearl snowflake inlays
- Abalone rosette
- Bound fingerboard & headstock
- Multi-ivory cell binding
- Gold tuning machines
- Natural finish



The unique Yamaha LS body style has its roots in early history of guitar marketing, before the dreadnought became standard. Its lines are classically elegant, and its smaller size makes it comfortable to hold and play for fingerstyle performers. These instruments share the exacting care, individual details and specifications showcased in the slightly larger Yamaha LL guitar line.

LS500

The LS500 shares most of the LS400's fine appointments, with the exception of upgraded back and sides made from Solid Indian Rosewood. The difference is a brighter tone and a richer color and grain. The LS500, like the 400, also features a bound fingerboard and headstock, an aesthetically pleasing ring of natural abalone decorating the sound hole and a natural finish.



LS500

- Classic "LS" body style
- Solid Sitka Spruce top
- Solid Mahogany back & side
- Mahogany neck
- Rosewood fingerboard & bridge
- Mother-of-pearl snowflake inlays
- Abalone rosette
- Bound fingerboard & headstock
- Multi-ivory cell binding
- Gold tuning machines
- Natural finish




LS500



LS400

The Yamaha "X" Brace System, for powerful sustain and clear tone. A precisely fit dovetail joint contributes to stability, as well as increased volume and sustain.



LS400

Yamaha has traversed the globe to select the finest tone woods. The LS400 offers a Solid Mahogany back and sides, for a rich full tone. Its hand-applied finish is available in vintage tint, gloss back and natural colors, accentuated by abalone inlays and 24kt. Gold tuners.



LS400VT

LS400BL

LS400

- Classic "LS" body style
- Solid Sitka Spruce top
- Solid Mahogany back & side
- Mahogany neck
- Rosewood fingerboard & bridge
- Mother-of-pearl snowflake inlays
- Abalone rosette
- Bound fingerboard & headstock
- Multi-ivory cell binding
- Gold tuning machines
- Natural finish
- Vintage Tint finish
- Black finish

