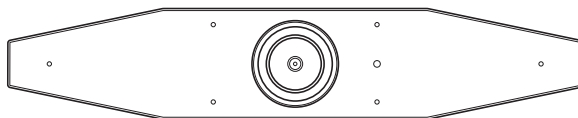






VIDEO CONFERENCE SYSTEM

CS-500





CAUTION
RISK OF ELECTRIC SHOCK DO
NOT OPEN



CAUTION:
TO REDUCE THE RISK OF ELECTRIC SHOCK,
DO NOT REMOVE COVER (OR BACK).
NO USER-SERVICEABLE PARTS INSIDE. REFER
SERVICING TO QUALIFIED SERVICE PERSONNEL.

Explanation of Graphical Symbols



The lightning flash with arrowhead symbol within an equilateral triangle is intended to alert the user to the presence of uninsulated "dangerous voltage" within the product's enclosure that may be of sufficient magnitude to constitute a risk of electric shock to persons.



The exclamation point within an equilateral triangle is intended to alert the user to the presence of important operating and maintenance (servicing) instructions in the literature accompanying the product.



ATTENTION
RISQUE DE CHOC ELECTRIQUE-
NE PAS OUVRIR



ATTENTION:
POUR RÉDUIRE LES RISQUES D'ÉLECTROCUTION, NE PAS RETIRER
LE CAPOT (OU LE DOS). NE CONTIENT PAS DE PIÈCES NÉCESSITANT
L'INTERVENTION DE L'UTILISATEUR. POUR TOUTE INTERVENTION,
FAIRE APPEL À DES PROFESSIONNELS QUALIFIÉS.

Explication des symboles



L'éclair avec une flèche à l'intérieur d'un triangle équilatéral est destiné à attirer l'attention de l'utilisateur sur la présence d'une « tension dangereuse » non isolée à l'intérieur de l'appareil, pouvant être suffisamment élevée pour constituer un risque d'électrocution.



Le point d'exclamation à l'intérieur d'un triangle équilatéral est destiné à attirer l'attention de l'utilisateur sur la présence d'instructions importantes sur l'emploi ou la maintenance (réparation) de l'appareil dans la documentation fournie.

IMPORTANT SAFETY INSTRUCTIONS

1. Read these instructions.
2. Keep these instructions.
3. Heed all warnings.
4. Follow all instructions.
5. Do not use this apparatus near water.
6. Clean only with dry cloth.
7. Do not block any ventilation openings. Install in accordance with the manufacturer's instructions.
8. Do not install near any heat sources such as radiators, heat registers, stoves, or other apparatus (including amplifiers) that produce heat.
9. Do not defeat the safety purpose of the polarized or grounding type plug. A polarized plug has two blades with one wider than the other. A grounding type plug has two blades and a third grounding prong. The wide blade or the third prong are provided for your safety. If the provided plug does not fit into your outlet, consult an electrician for replacement of the obsolete outlet.
10. Protect the power cord from being walked on or pinched particularly at plugs, convenience receptacles, and the point where they exit from the apparatus.
11. Only use attachments/accessories specified by the manufacturer.
12. Use only with the cart, stand, tripod, bracket, or table specified by the manufacturer, or sold with the apparatus. When a cart is used, use caution when moving the cart/apparatus combination to avoid injury from tip-over.
13. Unplug this apparatus during lightning storms or when unused for long periods of time.
14. Refer all servicing to qualified service personnel. Servicing is required when the apparatus has been damaged in any way, such as power-supply cord or plug is damaged, liquid has been spilled or objects have fallen into the apparatus, the apparatus has been exposed to rain or moisture, does not operate normally, or has been dropped.



WARNING

TO REDUCE THE RISK OF FIRE OR ELECTRIC SHOCK, DO NOT EXPOSE THIS APPARATUS TO RAIN OR MOISTURE.

PRÉCAUTIONS CONCERNANT LA SÉCURITÉ

1. Lire ces instructions.
2. Conserver ces instructions.
3. Tenir compte de tous les avertissements.
4. Suivre toutes les instructions.
5. Ne pas utiliser ce produit à proximité d'eau.
6. Nettoyer uniquement avec un chiffon propre et sec.
7. Ne pas bloquer les orifices de ventilation. Installer l'appareil conformément aux instructions du fabricant.
8. Ne pas installer l'appareil à proximité d'une source de chaleur comme un radiateur, une bouche de chaleur, un poêle ou tout autre appareil (y compris un amplificateur) produisant de la chaleur.
9. Ne pas modifier le système de sécurité de la fiche polarisée ou de la fiche de terre. Une fiche polarisée dispose de deux broches dont une est plus large que l'autre. Une fiche de terre dispose de deux broches et d'une troisième pour le raccordement à la terre. Cette broche plus large ou cette troisième broche est destinée à assurer la sécurité de l'utilisateur. Si la fiche équipant l'appareil n'est pas compatible avec les prises de courant disponibles, faire remplacer les prises par un électricien.
10. Acheminer les cordons d'alimentation de sorte qu'ils ne soient pas piétinés ni coincés, en faisant tout spécialement attention aux fiches, prises de courant et au point de sortie de l'appareil.
11. Utiliser exclusivement les fixations et accessoires spécifiés par le fabricant.
12. Utiliser exclusivement le chariot, le stand, le trépied, le support ou la table recommandés par le fabricant ou vendus avec cet appareil. Si l'appareil est posé sur un chariot, déplacer le chariot avec précaution pour éviter tout risque de chute et de blessure.
13. Débrancher l'appareil en cas d'orage ou lorsqu'il doit rester hors service pendant une période prolongée.
14. Confier toute réparation à un personnel qualifié. Faire réparer l'appareil s'il a subi tout dommage, par exemple si la fiche ou le cordon d'alimentation est endommagé, si du liquide a coulé ou des objets sont tombés à l'intérieur de l'appareil, si l'appareil a été exposé à la pluie ou à de l'humidité, si l'appareil ne fonctionne pas normalement ou est tombé.

AVERTISSEMENT

POUR RÉDUIRE LES RISQUES D'INCENDIE OU DE DÉCHARGE ÉLECTRIQUE, N'EXPOSEZ PAS CET APPAREIL À LA PLUIE OU À L'HUMIDITÉ.

FCC INFORMATION (U.S.A.)

1. IMPORTANT NOTICE: DO NOT MODIFY THIS UNIT!

This product, when installed as indicated in the instructions contained in this manual, meets FCC requirements. Modifications not expressly approved by Yamaha may void your authority, granted by the FCC, to use the product.

2. IMPORTANT:

When connecting this product to accessories and/or another product use only high quality shielded cables. Cable/s supplied with this product MUST be used. Follow all installation instructions. Failure to follow instructions could void your FCC authorization to use this product in the USA.

3. NOTE:

This equipment has been tested and found to comply with the limits for a Class A digital device, pursuant to Part 15 of the FCC rules. These limits are designed to provide reasonable protection against harmful interference when the equipment is operated in a commercial environment. This equipment generates, uses and can radiate radio frequency energy and, if not installed and used in accordance with the instruction manual, may cause harmful interference to radio communications. Operation of this equipment in a residential area is likely to cause harmful interference in which case the user will be required to correct the interference at his own expense.

COMPLIANCE INFORMATION STATEMENT (Supplier's declaration of conformity procedure)

Responsible Party: Yamaha Unified Communications, Inc.

Address: 144 North Rd, Suite 3250 Sudbury, MA 01776, U.S.A.

Telephone: 800-326-1088

Type of Equipment: Video Conference System

Model Name: CS-500

This device complies with Part 15 of the FCC Rules.

Operation is subject to the following two conditions:

- 1) this device may not cause harmful interference, and
- 2) this device must accept any interference received, including interference that may cause undesired operation.

PRECAUTIONS

Please read these precautions carefully before proceeding.

Be sure to follow the instructions

Please carefully read and observe the following precautions to avoid harm to people or damage to your personal property.

After reading this document thoroughly, please retain it in a location that anyone using the product can access at any time.

- Contact the following customer center for inspection or repair.
 - The store you purchased the product
- This product is intended for use as a general household device. Do not use it in any field or activity requiring a high degree of reliability in relation to human lives or valuable assets.
- Please note that Yamaha cannot accept any liability for any losses resulting from improper use or unauthorized modification of the product.



WARNING

These precautions alert you to the possibility of death or serious injury to yourself or others.

If you notice any abnormality

- If any of the following abnormalities occur, immediately disconnect the power cord plug from the AC outlet.
 - The power cord or plug becomes damaged.
 - Unusual smells, noise or smoke are emitted from the product.
 - An object or some water has been dropped into the product.
 - Cracks or other damage appear on the product.Continuing to use the product as-is may result in fire, electrical shock or damage to the product. Request inspection or repair immediately.

Power supply

- Do not damage the power cord.
 - Do not place the power cord near heat sources such as heaters.
 - Do not forcefully bend or modify the power cord.
 - Do not damage the power cord.
 - Do not place heavy objects on the power cord.
 - Do not staple the power cord.Using a frayed power cord with the core wire exposed may result in fire, electrical shock or damage to the product.
- During lightning or electrical storms, do not touch this product, power plug or power cord. Otherwise, electrical shock may be caused.
- Use the voltage specified for this product. Using an incorrect voltage may result in fire, electrical shock or damage to the product.
- Be sure to use only the item listed below to supply power:
 - Included AC adaptor
 - Included power cordOtherwise, fire, burns or damage to the product may be caused.
- Do not use the following Included accessories with other devices.
 - AC adaptor
 - Power cordOtherwise, fire, burns or damage to the product may be caused.
- Check the power cord plug periodically and remove any dirt or dust that may have accumulated. Otherwise, fire or electrical shock may be caused.
- Be sure to fully insert the power cord plug into an AC outlet. Otherwise, electrical shock, or fire or damage to the product due to short circuit may be caused.

- Insert the power cord plug into the AC outlet that is visible and easily accessible.
If some trouble or malfunction occurs, you should be able to immediately disconnect the plug from the AC outlet easily. Even when the power switch is turned off, as long as the power cord is not unplugged from the wall AC outlet, the product is not disconnected from the power source completely.
- As soon as you hear thunder, disconnect the power cord plug from the AC outlet.
Otherwise, fire or damage to the product may be caused.
- If you plan not to use the product for a long period of time, remove the power cord plug from the AC outlets.
Otherwise, fire or damage to the product may be caused.

Connections

- Always read the manuals of the devices to be connected and follow the directions they contain.
Failure to do so may result in fire, overheating, explosion, or malfunction.

Do not disassemble

- Do not modify or disassemble this product.
Otherwise, fire, electrical shock, injury or damage to the product may be caused.

Water warning

- Do not use this product in damp or wet conditions, such as a bathroom or rainy outdoor location. Do not place on this product any containers (such as vases or medicine bottles) that contain liquids.
If liquid spills into the product, fire, electrical shock or damage to the product may be caused.
- Do not insert the power cord plug into or remove it from the AC outlet with wet hands. Do not handle this product with wet hands.
Otherwise, electrical shock or damage to the product may be caused.

Fire warning

- Do not handle open flames near this product.
Otherwise, fire may be caused.

Maintenance

- Do not use aerosols or spray-type chemicals that contain combustible gas for cleaning or lubrication.
Otherwise, the combustible gas will remain inside this product, which may cause explosion or fire.

Handling

- Do not drop this product or AC adaptor, or apply any strong impact to them.
Otherwise, fire, electrical shock or damage to the product may be caused.

Batteries

- Keep batteries out of the reach of children.
 - Do not allow batteries to be swallowed.
 - If the battery storage compartment does not close securely, stop using this product and store it in a place out of the reach of children.
 If a battery is swallowed, immediately seek medical attention. If a battery is swallowed, within 2 hours it may cause severe chemical burns and destruction of tissue within the body, leading to death.
- Do not throw batteries into an open fire. Do not expose batteries to high temperatures, such as direct sunlight or an open fire.
Otherwise, they may explode, resulting in fire or injury.
- If battery liquid is leaking, do not touch the liquid.
Otherwise, loss of vision or chemical burns may be caused. If you touch the battery liquid, wash it away with water immediately, and consult a physician.
- Do not use batteries incorrectly.
 - Do not use new and old batteries together.
 - Do not use batteries other than those specified.
 - Ensure that the batteries are inserted in the correct direction according to the +/- polarity markings.
 - Do not disassemble batteries.
 - Do not charge non-rechargeable dry cell batteries.

Doing so may cause rupture or leakage of fluid, leading to fire, burns, blindness, inflammation, or damage to the product. If contact is made with the fluid, immediately wash it away with water and seek medical attention.

PRECAUTIONS

- Do not mix battery types, such as alkaline batteries with manganese batteries, or batteries from different makers, or different types of batteries from the same maker, since this can cause a fire, burns, or inflammation due to fluid leaks.
- Do not carry the batteries in a pocket or bag or store them along with a piece of metal.
Otherwise, the batteries may short-circuit, leading to an explosion or leaking liquid, which could result in fires, loss of vision, or injuries.
- If you plan not to use the product for a long period of time, or if the batteries are completely discharged, remove them from the remote control.
Otherwise, battery liquid may leak, possibly resulting in loss of vision, inflammatory injury, or damage to the product.
- Before you store or discard the batteries, apply a piece of tape to the connectors to insulate them.
If the battery connectors come into contact with other batteries or metallic objects, they may explode or battery liquid may leak, possibly resulting in fire, burns, loss of vision, or inflammatory injury.

Wireless unit

- Do not use this product in an area where the use of radio waves is restricted, such as near medical devices.
Otherwise, radio waves emitted from this product may affect the operation of medical electric equipment.
- Do not use this product within 15 cm (6 in) of a person with a heart pacemaker implant or a defibrillator implant.
Otherwise, radio waves emitted from this product may affect the operation of the pacemaker implant or the defibrillator implant.



CAUTION

These precautions alert you to the possibility of physical injury to yourself or others.

Power supply

- Do not cover or wrap the AC adaptor with a cloth or blanket.
Otherwise, heat will build up inside, and fire or disfiguration may be caused.
- If the power cord plug inserted into the AC outlet is wiggly or loose, do not use that outlet.
Otherwise, fire, electrical shock or burns may be caused.
- When removing the power cord plug from the product or an outlet, always hold the plug itself and not the cord.
Otherwise, the power cord may be damaged, resulting in fire or electrical shock.

Installation

- Do not place this product in an unstable position or a location subject to vibration.
Otherwise, the product may fall or tip over, resulting in injuries or damage to the product.
- Assemble and install this product in accordance with the instructions described in the following manual.
 - Quick Guide (on our website)Otherwise, the product may fall or tip over, resulting in injuries or damage to the product.
- Before moving this product, be sure to remove all connected cables.
Otherwise, the cables might be caught by a foot or hand, and the product may fall or tip over, resulting in injuries or damage to the product.
- Be sure to request the installation work of mounting bracket from a qualified installation company.
Improper installation may cause injury or damage to the product or property.

- Confirm that the finished installation is safe and secure. Also, carry out safety inspections periodically. Failure to observe this may cause devices to fall and result in injury.
- When attaching the mounting bracket, firmly tighten the mounting screws, etc. When loosening screws, do not do so abruptly. After a long period of use, check periodically that no screws have become loose.
Otherwise, the product may fall or tip over, causing injuries.
- Do not attach the mounting bracket when the product is in an unstable location.
Otherwise, the product may fall or tip over, causing injuries.
- When attaching the mounting bracket, do not use other screws than the ones included in the accessories. (Screws for attaching the wall mounting bracket to the wall are not included.)
Otherwise, damage or injuries may result.

Connections

- If you plan to connect external devices, first read the owner's manual for each device, and connect them in accordance with the instructions.
If you do not follow the instructions correctly, injury or damage to the product may be caused.

Hearing loss

- Do not use speakers or headphones for a long period of time at a high or uncomfortable volume level, since this can cause permanent hearing loss. If you experience any hearing loss or ringing in the ears, consult a physician.
- If you plan to connect this product to any other devices, first turn off the power to all devices.
Otherwise, hearing loss, electrical shock or damage to the product may be caused.
- Before turning on the power to or using this product, do not raise the volume level too high. Before turning off the power to this product, set the volume levels of this product and all connected devices to minimum.
Otherwise, hearing loss or damage to the product may be caused.
- When turning on the power to the audio system, always turn on the power to this product LAST. When turning off the power to the audio system, turn off the power to this product FIRST.
Otherwise, hearing loss or damage to the product may be caused.

Maintenance

- Before cleaning the product, be sure to remove the power cord plug from the AC outlet.
Otherwise, electrical shock may be caused.

Handling

- Keep small parts away from infants.
Otherwise, they may swallow them by accident.

PRECAUTIONS FOR USE

NOTICE

Follow the precautions below to avoid malfunction and damage to this product and to prevent the loss of data.

Power supply

- If you plan not to use this product for a long period of time, remove the power cord plug from the AC outlet.
Even if this unit is turned off by [⏻] (Standby/On) of the remote control, a small amount of current still flows through this product.

Installation

- Depending on the environment in which you use the product, a phone, radio or TV may generate noise. In that case, change the product location or orientation, or the surrounding environment.
- Do not install this product in a place subject to:
 - Direct sunlight
 - Extremely high or low temperatures
 - Excessive dustOtherwise, malfunction or damage to the product may be caused.
- Do not install this product in a place where condensation can form due to rapid, drastic changes in ambient temperature. Using the product while condensation is present may cause damage to the product. If there is a reason to believe that condensation might have occurred on or in this product, leave it for several hours without turning on the power. You can start using the product when the condensation has completely dried.
- Do not install this product in the vicinity of a:
 - Metal wall or desk
 - Microwave oven
 - Wireless LAN device
 - Wireless microphone transmitterOtherwise, the quality of the radio waves may be degraded, resulting in unstable wireless communication.

Connections

- Do not connect this product to a public Wi-Fi and/or Internet service directly. Only connect this product to the Internet through a router with strong password protections. Consult your router manufacturer for information on optimum security practices.

Maintenance

- Use a dry, soft cloth to clean this product. Do not use benzine, thinner, detergent or chemical rag to clean the surface of the product. Otherwise, the surface may be discolored or deteriorate.

IMPORTANT INFORMATION

NOTE

This section describes precautions to be observed during use, functional restrictions, and supplemental information that may be helpful for you.

Product features

- Yamaha continuously makes improvements and updates to the software included in this product. You can download the latest software from the Yamaha website.
- This is a class A product. Operation of this product in a residential environment could cause radio interference.
- Refer to the website below for the licensing terms of the open source software used in this product.
U.S.A. and Canada
<https://uc.yamaha.com/support/>
Other Countries
<https://download.yamaha.com/>
- This product contains a battery that contains perchlorate material.
Perchlorate Material - special handling may apply,
See www.dtsc.ca.gov/hazardouswaste/perchlorate

Wireless function

[Models for U.K and EU]

Bluetooth

Radio Frequency: 2401 MHz to 2481 MHz
Maximum Output Power (EIRP): 7.0 dBm

Wi-Fi (2.4 GHz)

Radio Frequency: 2402 MHz to 2482 MHz
Maximum Output Power (EIRP): 18.7 dBm

[Models for USA and CANADA]

Bluetooth

Radio Frequency: 2401 MHz to 2481 MHz
Maximum Output Power (EIRP): 7.79 dBm

Wi-Fi (2.4 GHz)

Radio Frequency: 2402 MHz to 2472 MHz
Maximum Output Power (EIRP): 13.81 dBm

This transmitter must not be co-located or operated in conjunction with any other antenna or transmitter.

This equipment complies with FCC radiation exposure limits set forth for an uncontrolled environment and meets the FCC radio frequency (RF) Exposure Guidelines. This equipment should be installed and operated keeping the radiator at least 20cm or more away from person's body.

This equipment complies with FCC radiation exposure limits set forth for an uncontrolled environment and meets the FCC radio frequency (RF) Exposure Guidelines. This equipment has very low levels of RF energy that is deemed to comply without testing of specific absorption rate (SAR).

This equipment complies with ISED radiation exposure limits set forth for an uncontrolled environment and meets RSS-102 of the ISED radio frequency (RF) Exposure rules. This equipment should be installed and operated keeping the radiator at least 20cm or more away from person's body.

This equipment complies with ISED radiation exposure limits set forth for an uncontrolled environment and meets RSS-102 of the ISED radio frequency (RF) Exposure rules as this equipment has very low levels of RF energy.

This device contains licence-exempt transmitter(s)/receiver(s) that comply with Innovation, Science and Economic Development Canada's licence-exempt RSS(s). Operation is subject to the following two conditions:

1. This device may not cause interference.
2. This device must accept any interference, including interference that may cause undesired operation of the device.

Nameplate of this product

Product information, such as the model name (product number), manufacturing number (serial number), and power requirements, is displayed on or in the vicinity of the nameplate on the product. We recommend that you fill in the following space with the model name and serial number, and store this document in a safe place so that the information will help you identify your product in case you lose the product.

■ Unit

Model No.

Serial No.

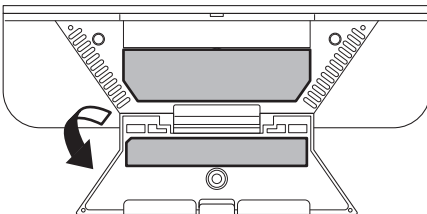
■ Remote control

Model No.

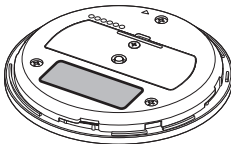
Serial No.

The nameplate is on the bottom of the main unit as well as on the inside the microphone mute button case on the bottom of the remote control.

Unit (bottom)



Remote control



Contents of this document

- The illustrations as shown in this document are for instructional purposes only.
- The company names and product names in this document are the trademarks and registered trademarks of their respective companies.
- The contents of this document apply to the latest specifications as of the publishing date. You can download the latest version from the Yamaha website.
- Unauthorized copying of this document in part or in its entirety is prohibited.

Disposal or transfer

- If you plan to transfer ownership of this product, include this document and the supplied accessories along with the product.
- Follow the rules of your local authority to dispose of this product and its accessories.
- Follow the rules of your local authority to dispose of used batteries.

Protecting the environment

Information for users on collection and disposal of old equipment and used batteries:



These symbols on the products, packaging, and/or accompanying documents mean that used electrical and electronic products and batteries should not be mixed with general household waste. For proper treatment, recovery and recycling of old products and used batteries, please take them to applicable collection points, in accordance with your national legislation.



By disposing of these products and batteries correctly, you will help to save valuable resources and prevent any potential negative effects on human health and the environment which could otherwise arise from inappropriate waste handling.



Cd

For more information about collection and recycling of old products and batteries, please contact your local municipality, your waste disposal service or the point of sale where you purchased the items.

For business users in the European Union:

If you wish to discard electrical and electronic equipment, please contact your dealer or supplier for further information.

Information on Disposal in other Countries outside the European Union:

These symbols are only valid in the European Union. If you wish to discard these items, please contact your local authorities or dealer and ask for the correct method of disposal.

Note for the battery symbol (bottom two symbol examples):

This symbol might be used in combination with a chemical symbol. In this case it complies with the requirement set by the EU Battery Directive for the chemical involved.

WARNING

DO NOT INGEST BATTERY, CHEMICAL BURN HAZARD

The remote control supplied with this product contains a coin/button cell battery. If the coin/button cell battery is swallowed, it can cause severe internal burns in just 2 hours and can lead to death.

Keep new and used batteries away from children. If the battery compartment does not close securely, stop using the product and keep it away from children.

If you think batteries might have been swallowed or placed inside any part of the body, seek immediate medical attention.



EN	SIMPLIFIED EU DECLARATION OF CONFORMITY / SIMPLIFIED UK DECLARATION OF CONFORMITY
<p>Hereby, Yamaha Music Europe GmbH declares that the radio equipment type [CS-500] is in compliance with Directive 2014/53/EU and the radio equipment regulations of UK. The full texts of the EU declaration of conformity and the UK declaration of conformity are available at the following internet address: https://europe.yamaha.com/en/support/compliance/doc.html</p>	
FR	DECLARATION UE DE CONFORMITE SIMPLIFIEE
<p>Le soussigné, Yamaha Music Europe GmbH, déclare que l'équipement radioélectrique du type [CS-500] est conforme à la directive 2014/53/UE. Le texte complet de la déclaration UE de conformité est disponible à l'adresse internet suivante: https://europe.yamaha.com/en/support/compliance/doc.html</p>	
DE	VEREINFACHTE EU-KONFORMITÄTSERKLÄRUNG
<p>Hiermit erklärt Yamaha Music Europe GmbH, dass der Funkanlagentyp [CS-500] der Richtlinie 2014/53/EU entspricht. Der vollständige Text der EU-Konformitätserklärung ist unter der folgenden Internetadresse verfügbar: https://europe.yamaha.com/en/support/compliance/doc.html</p>	
SV	FÖRENKLAD EU-FÖRSÄKRAN OM ÖVERENSSTÄMMELSE
<p>Härmed försäkrar Yamaha Music Europe GmbH att denna typ av radioutrustning [CS-500] överensstämmer med direktiv 2014/53/EU. Den fullständiga texten till EU-försäkran om överensstämmelse finns på följande webbadress: https://europe.yamaha.com/en/support/compliance/doc.html</p>	
IT	DICHIARAZIONE DI CONFORMITÀ UE SEMPLIFICATA
<p>Il fabbricante, Yamaha Music Europe GmbH, dichiara che il tipo di apparecchiatura radio [CS-500] è conforme alla direttiva 2014/53/UE. Il testo completo della dichiarazione di conformità UE è disponibile al seguente indirizzo Internet: https://europe.yamaha.com/en/support/compliance/doc.html</p>	
ES	DECLARACIÓN UE DE CONFORMIDAD SIMPLIFICADA
<p>Por la presente, Yamaha Music Europe GmbH declara que el tipo de equipo radioeléctrico [CS-500] es conforme con la Directiva 2014/53/UE. El texto completo de la declaración UE de conformidad está disponible en la dirección Internet siguiente: https://europe.yamaha.com/en/support/compliance/doc.html</p>	
PT	DECLARAÇÃO UE DE CONFORMIDADE SIMPLIFICADA
<p>O(a) abaixo assinado(a) Yamaha Music Europe GmbH declara que o presente tipo de equipamento de rádio [CS-500] está em conformidade com a Diretiva 2014/53/UE. O texto integral da declaração de conformidade está disponível no seguinte endereço de Internet: https://europe.yamaha.com/en/support/compliance/doc.html</p>	
NL	VEREENVOUDIGDE EU-CONFORMITEITSVERKLARING
<p>Hierbij verklaar ik, Yamaha Music Europe GmbH, dat het type radioapparatuur [CS-500] conform is met Richtlijn 2014/53/EU. De volledige tekst van de EU-conformiteitsverklaring kan worden geraadpleegd op het volgende internetadres: https://europe.yamaha.com/en/support/compliance/doc.html</p>	
BG	ОПРОСТЕНА ЕС ДЕКЛАРАЦИЯ ЗА СЪОТВЕТСТВИЕ
<p>С настоящото Yamaha Music Europe GmbH декларира, че този тип радиосъоръжение [CS-500] е в съответствие с Директива 2014/53/ЕС. Цялостният текст на ЕС декларацията за съответствие може да се намери на следния интернет адрес: https://europe.yamaha.com/en/support/compliance/doc.html</p>	
CS	ZJEDNODUŠENÉ EU PROHLÁŠENÍ O SHODĚ
<p>Tímto Yamaha Music Europe GmbH prohlašuje, že typ rádiového zařízení [CS-500] je v souladu se směrnicí 2014/53/EU. Úplné znění EU prohlášení o shodě je k dispozici na této internetové adrese: https://europe.yamaha.com/en/support/compliance/doc.html</p>	
DA	FORENKLET EU-OVERENSSTEMMELSESERKLÆRING
<p>Hermed erklærer Yamaha Music Europe GmbH, at radioudstyrstypen [CS-500] er i overensstemmelse med direktiv 2014/53/EU. EU-overensstemmelseserklæringens fulde tekst kan findes på følgende internetadresse: https://europe.yamaha.com/en/support/compliance/doc.html</p>	
ET	LIHTSUSTATUD ELI VASTAVUSDEKLARATSIOON
<p>Käesolevaga deklareerib Yamaha Music Europe GmbH, et käesolev raadioseadme tüüp [CS-500] vastab direktiivi 2014/53/EL nõuetele. ELi vastavusdeklaratsiooni täielik tekst on kättesaadav järgmisel internetiaadressil: https://europe.yamaha.com/en/support/compliance/doc.html</p>	

EL	ΑΠΛΟΥΣΤΕΥΜΕΝΗ ΔΗΛΩΣΗ ΣΥΜΜΟΡΦΩΣΗΣ ΕΕ
<p>Με την παρούσα ο/η Yamaha Music Europe GmbH, δηλώνει ότι ο ραδιοεξοπλισμός [CS-500] πληροί την οδηγία 2014/53/ΕΕ. Το πλήρες κείμενο της δήλωσης συμμόρφωσης ΕΕ διατίθεται στην ακόλουθη ιστοσελίδα στο διαδίκτυο: https://europe.yamaha.com/en/support/compliance/doc.html</p>	
HR	POJEDNOSTAVLJENA EU IZJAVA O SUKLADNOSTI
<p>Yamaha Music Europe GmbH ovime izjavljuje da je radijska oprema tipa [CS-500] u skladu s Direktivom 2014/53/EU. Cjeloviti tekst EU izjave o sukladnosti dostupan je na sljedećoj internetskoj adresi: https://europe.yamaha.com/en/support/compliance/doc.html</p>	
LV	VIENTKĀRŠOTA ES ATBILSTĪBAS DEKLARĀCIJA
<p>Ar šo Yamaha Music Europe GmbH deklarē, ka radioiekārta [CS-500] atbilst Direktīvai 2014/53/ES. Pilns ES atbilstības deklarācijas teksts ir pieejams šādā interneta vietnē: https://europe.yamaha.com/en/support/compliance/doc.html</p>	
LT	SUPAPRASTINTA ES ATITIKTIES DEKLARACIJA
<p>Aš, Yamaha Music Europe GmbH, patvirtinu, kad radijo įrenginių tipas [CS-500] atitinka Direktyvą 2014/53/ES. Visas ES atitikties deklaracijos tekstas prieinamas šiuo interneto adresu: https://europe.yamaha.com/en/support/compliance/doc.html</p>	
HU	EGYSZERŰSÍTETT EU-MEGFELELŐSÉGI NYILATKOZAT
<p>Yamaha Music Europe GmbH igazolja, hogy a [CS-500] típusú rádióberendezés megfelel a 2014/53/EU irányelvnek. Az EU-megfelelőségi nyilatkozat teljes szövege elérhető a következő internetes címen: https://europe.yamaha.com/en/support/compliance/doc.html</p>	
PL	UPROSZCZONA DEKLARACJA ZGODNOŚCI UE
<p>Yamaha Music Europe GmbH niniejszym oświadcza, że typ urządzenia radiowego [CS-500] jest zgodny z dyrektywą 2014/53/UE. Pełny tekst deklaracji zgodności UE jest dostępny pod następującym adresem internetowym: https://europe.yamaha.com/en/support/compliance/doc.html</p>	
RO	DECLARAȚIA UE DE CONFORMITATE SIMPLIFICATĂ
<p>Prin prezenta, Yamaha Music Europe GmbH declară că tipul de echipamente radio [CS-500] este în conformitate cu Directiva 2014/53/UE. Textul integral al declarației UE de conformitate este disponibil la următoarea adresă internet: https://europe.yamaha.com/en/support/compliance/doc.html</p>	
SK	ZJEDNODUŠENÉ EÚ VYHLÁSENIE O ZHODE
<p>Yamaha Music Europe GmbH týmto vyhlasuje, že rádiové zariadenie typu [CS-500] je v súlade so smernicou 2014/53/EÚ. Úplné EÚ vyhlásenie o zhode je k dispozícii na tejto internetovej adrese: https://europe.yamaha.com/en/support/compliance/doc.html</p>	
SL	POENOSTAVLJENA IZJAVA EU O SKLADNOSTI
<p>Yamaha Music Europe GmbH potrjuje, da je tip radijske opreme [CS-500] skladen z Direktivo 2014/53/EU. Celotno besedilo izjave EU o skladnosti je na voljo na naslednjem spletnem naslovu: https://europe.yamaha.com/en/support/compliance/doc.html</p>	
FI	YKSINKERTAISTETTU EU-VAATIMUSTENMUKAISUUSVAKUUTUS
<p>Yamaha Music Europe GmbH vakuuttaa, että radiolaitetyyppi [CS-500] on direktiivin 2014/53/EU mukainen. EU-vaatimustenmukaisuusvakuutuksen täysimittainen teksti on saatavilla seuraavassa internetosoitteessa: https://europe.yamaha.com/en/support/compliance/doc.html</p>	
TR	BASİTLEŞTİRİLMİŞ AVRUPA BİRLİĞİ UYGUNLUK BİLDİRİMİ
<p>Hışbu belge ile, Yamaha Music Europe GmbH, radyo cihaz tipinin [CS-500], Direktif 2014/53/ AB'ye uygunluğunu beyan eder. AB uyumu beyanının tam metni aşağıdaki internet adresinden edinilebilir: https://europe.yamaha.com/en/support/compliance/doc.html</p>	

**YAMAHA**

AC ADAPTOR

CW2002100**Energy Efficiency Information for customers in European Economic Area (EEA), Switzerland and Turkey**

Energy Efficiency Information:	English
AC adaptor CW2002100 / Input voltage: 100 V – 240 V / Input AC frequency: 50 Hz, 60 Hz / Output voltage (DC): 20 V / Output current: 2.1 A / Output power: 42 W / Average active efficiency: 87.66% / Efficiency at low load: 87.72% / No-load power consumption: 0.1 W	
Informationen zur Energieeffizienz:	Deutsch
Netzadapter CW2002100 / Eingangsspannung: 100 V – 240 V / Netzfrequenz: 50 Hz, 60 Hz / Ausgangsspannung (U=): 20 V / Ausgangsstrom: 2,1 A / Ausgangsleistung: 42 W / Durchschnittliche Effizienz (aktiv): 87,66% / Effizienz bei niedriger Last: 87,72% / Stromverbrauch ohne Last: 0,1 W	
Informations concernant l'efficacité énergétique:	Français
Adaptateur secteur CW2002100 / Tension d'entrée: 100 V – 240 V / Fréquence d'entrée: 50 Hz, 60 Hz / Tension de sortie (CC): 20 V / Courant de sortie: 2,1 A / Puissance de sortie: 42 W / Efficacité moyenne en mode actif: 87,66% / Efficacité à faible charge: 87,72% / Consommation électrique sans charge: 0,1 W	
Informatie over energie-efficiëntie:	Nederlands
Netadapter CW2002100 / Ingangsspanning: 100 V – 240 V / Ingangsfrequentie: 50 Hz, 60 Hz / Uitgangsspanning (DC): 20 V / Uitgangsroom: 2,1 A / Uitgangsvermogen: 42 W / Gemiddelde actieve efficiëntie: 87,66% / Efficiëntie bij lage belasting: 87,72% / Stroomverbruik bij geen belasting: 0,1 W	
Información de eficiencia energética:	Español
Adaptador de CA CW2002100 / Tensión de entrada: 100 V – 240 V / Frecuencia de CA de entrada: 50 Hz, 60 Hz / Tensión de salida (CC): 20 V / Corriente de salida: 2,1 A / Potencia de salida: 42 W / Eficiencia activa media: 87,66% / Eficiencia con carga baja: 87,72% / Consumo de energía sin carga: 0,1 W	
Informazioni sull'efficienza energetica:	Italiano
Adattatore CA CW2002100 / Tensione in ingresso: 100 V – 240 V / Frequenza CA ingresso: 50 Hz, 60 Hz / Tensione in uscita (CC): 20 V / Corrente di uscita: 2,1 A / Potenza di uscita: 42 W / Efficienza attiva media: 87,66% / Efficienza a carico ridotto: 87,72% / Consumo elettrico senza carico: 0,1 W	
Informações sobre eficiência de energia:	Português
Adaptador CA CW2002100 / Tensão de entrada: 100 V – 240 V / Frequência de CA de entrada: 50 Hz, 60 Hz / Tensão de saída (CC): 20 V / Corrente de saída: 2,1 A / Potência de saída: 42 W / Média de eficiência ativa: 87,66% / Eficiência com baixa carga: 87,72% / Consumo de energia sem carga: 0,1 W	
Πληροφορίες ενεργειακής απόδοσης:	Ελληνικά
Προσαρμογέας AC CW2002100 / Τάση εισόδου: 100 V – 240 V / Συχνότητα εισόδου AC: 50 Hz, 60 Hz / Τάση εξόδου (DC): 20 V / Ρεύμα εξόδου: 2,1 A / Ισχύς εξόδου: 42 W / Μέση ενεργός απόδοση: 87,66% / Απόδοση σε χαμηλό φορτίο: 87,72% / Κατανάλωση ισχύος άνευ φορτίου: 0,1 W	
Information om energieeffektivitet:	Svenska
Nätadapter CW2002100 / Inspänning: 100 V – 240 V / Växelströmsfrekvens in: 50 Hz, 60 Hz / Utspänning (Likström): 20 V / Utgående ström: 2,1 A / Uteffekt: 42 W / Genomsnittlig aktiv effektivitet: 87,66% / Effektivitet vid låg belastning: 87,72% / Energiförbrukning utan belastning: 0,1 W	
Oplysninger om energieffektivitet:	Dansk
AC-adapter CW2002100/indgangsspænding: 100 V – 240 V/indgangs-AC-frekvens: 50 Hz, 60 Hz/udgangsspænding (DC): 20 V/udgangsstrøm: 2,1 A/udgangseffekt: 42 W/genomsnittlig aktiv effektivitet: 87,66%/effektivitet ved lav belastning: 87,72%/strømförbrug ved ingen belastning: 0,1 W	
Energiätehokestiedot:	Suomi
Verkkolaite CW2002100 / Tulojännite: 100 V – 240 V / Tulojännitteen taajuus: 50 Hz, 60 Hz / Lähtöjännite (DC): 20 V / Lähtövirta: 2,1 A / Lähtöteho: 42 W / Keskimääräinen tehokkuus käytössä: 87,66% / Tehokkuus pienellä kuormalla: 87,72% / Kulutus kuormittamattomana: 0,1 W	

Informacje o efektywności energetycznej:	Polski
Zasilacz sieciowy CW2002100 / Napięcie wyjściowe: 100 V – 240 V / Częstotliwość napięcia zasilania prądem zmiennym: 50 Hz, 60 Hz / Napięcie wyjściowe (DC): 20 V / Prąd wyjściowy: 2,1 A / Maksymalna wyjściowa: 42 W / Średnia sprawność robocza: 87,66% / Sprawność przy niskim poziomie obciążenia: 87,72% / Zużycie energii bez obciążenia: 0,1 W	
Informace o energetické účinnosti:	Čeština
Adaptér napájení CW2002100 / Vstupní napětí: 100 V – 240 V / Vstupní frekvence střídavého proudu: 50 Hz, 60 Hz / Výstupní napětí (DC): 20 V / Výstupní proud: 2,1 A / Výstupní výkon: 42 W / Průměrná účinnost v aktivním režimu: 87,66% / Účinnost při nízké zátěži: 87,72% / Spotřeba ve stavu bez zátěže: 0,1 W	
Energiahatékonysági adatok:	Magyar
CW2002100 hálózati adapter / Beviteli feszültség: 100 V – 240 V / Beviteli hálózati frekvencia: 50 Hz, 60 Hz / Kimeneti feszültség (DC): 20 V / Kimenő áramerősség: 2,1 A / Kimeneti teljesítmény: 42 W / Átlagos aktív teljesítmény: 87,66% / Hatékonyság alacsony töltésnél: 87,72% / Teljesítményfelvétel nem töltésségénél: 0,1 W	
Energiaühõhuse teave:	Eesti
AC-adapter CW2002100 / Sisendpinge: 100 V – 240 V / Sisendi voolusagedus: 50 Hz, 60 Hz / Väljundpinge (DC): 20 V / Väljundvool: 2,1 A / Väljundvõimsus: 42 W / Tõõseisundi keskmine kasutegur: 87,66% / Tõhusus väikese koormuse juures: 87,72% / Energiatarbimine koormamata seisundis: 0,1 W	
Informācija par energoefektivitāti:	Latviešu
Maiņstrāvas adapteris CW2002100 / Ieejas spriegums: 100 V – 240 V / Ieejas maiņstrāvas frekvence: 50 Hz, 60 Hz / Izejas spriegums (līdzstrāva): 20 V / Izejas strāva: 2,1 A / Izejas jauda: 42 W / Vidējā aktīvā efektivitāte: 87,66% / Efektivitāte ar mazu slodzi: 87,72% / Enerģijas patēriņš bez slodzes: 0,1 W	
Energijos naudojimo efektyvumo informacija:	Lietuvių
Kintamosios srovės adapteris CW2002100 / Įėjimo įtampa: 100 V – 240 V / Įėjimo kintamosios srovės dažnis: 50 Hz, 60 Hz / Išėjimo įtampa (nuolatinė srovė): 20 V / Išėjimo srovė: 2,1 A / Išvesties galia: 42 W / Vidutinis efektyvumas aktyviojuo režimu: 87,66% / Efektyvumas esant mažai apkrovai: 87,72% / Energijos sąnaudos be apkrovos: 0,1 W	
Informácie o energetickej účinnosti:	Slovenčina
Adaptér napájania CW2002100 / Vstupné napätie: 100 V – 240 V / Vstupná frekvencia striedavého prúdu: 50 Hz, 60 Hz / Výstupné napätie (DC): 20 V / Výstupný prúd: 2,1 A / Výstupný výkon: 42 W / Priemerná účinnosť v aktívnom režime: 87,66% / Účinnosť pri nízkej zátäži: 87,72% / Spotreba v stave bez zátäže: 0,1 W	
Podatki o energetski učinkovitosti:	Slovenščina
Električni napajalnik CW2002100 / Vhodna napetost: 100 V – 240 V / Vhodna frekvenca izmeničnega toka: 50 Hz, 60 Hz / Izhodna napetost (enosmerni tok): 20 V / Izhodni tok: 2,1 A / Izhodna moč: 42 W / Povprečna učinkovitost – v času delovanja: 87,66% / Učinkovitost pri nižji obremenitvi: 87,72% / Poraba energije – brez obremenitve: 0,1 W	
Информация за енергийна ефективност:	Български
Адаптер за променливотоково захранване CW2002100 / Входно напрежение: 100 V – 240 V / Входна честота (променлив ток): 50 Hz, 60 Hz / Изходно напрежение (постоянен ток): 20 V / Изходен ток: 2,1 A / Изходна мощност: 42 W / Средна активна ефективност: 87,66% / Ефективност при ниско натоварване: 87,72% / Консумация на енергия без натоварване: 0,1 W	
Informații privind eficiența energetică:	Română
Adaptor CA CW2002100 / Tensiune de intrare: 100 V – 240 V / Frecvență CA de intrare: 50 Hz, 60 Hz / Tensiune de ieșire (CC): 20 V / Curent de ieșire: 2,1 A / Putere de ieșire: 42 W / Eficiență activă medie: 87,66% / Eficiență la sarcină redusă: 87,72% / Consum electric fără sarcină: 0,1	
Informacije o energetskoj učinkovitosti:	Hrvatski
Prilagodnik izmjeničnog napajanja CW2002100 / Ulazni napon: 100 V – 240 V / Ulazna frekvencija izmjeničnog napajanja: 50 Hz, 60 Hz / Izlazni napon (istosmjerna struja): 20 V / Izlazna struja: 2,1 A / Izlazna snaga: 42 W / Prosječna aktivna učinkovitost: 87,66% / Učinkovitost pri niskom opterećenju: 87,72% / Potrošnja energije bez opterećenja: 0,1 W	
Enerji Verimliliği Bilgileri:	Türkçe
AC adaptörü CW2002100 / Giriş gerilimi: 100 V – 240 V / Giriş AC frekansı: 50 Hz, 60 Hz / Çıkış gerilimi (DC): 20 V / Çıkış akımı: 2,1 A / Çıkış gücü: 42 W / Ortalama etkin verimlilik: %87,66 / Düşük yükte verimlilik: %87,72 / Yüksüz güç tüketimi: 0,1 W	

Yamaha Music Europe GmbH

Siemensstrasse 22-34, 25462 Rellingen, Germany / Registration No. : HRB5612

For details of products, please contact your nearest Yamaha representative or the authorized distributor listed below.

Pour plus de détails sur les produits, veuillez-vous adresser à Yamaha ou au distributeur le plus proche de vous figurant dans la liste suivante.

Die Einzelheiten zu Produkten sind bei Ihrer unten aufgeführten Niederlassung und bei Yamaha Vertragshändlern in den jeweiligen Bestimmungsländern erhältlich.

Para detalles sobre productos, contacte su tienda Yamaha más cercana o el distribuidor autorizado que se lista debajo.

NORTH AMERICA

Yamaha Unified Communications, Inc. (U.S.A)
144 North Rd, Suite 3250, Sudbury, MA 01776
United States of America
Tel: +1-800-326-1088

OTHER COUNTRIES

<https://www.yamaha.com/products/en/communication/>

EUROPE

Yamaha Music Europe GmbH
Siemensstrasse 22-34, 25462 Rellingen, Germany
Tel: +49-4101-303-0

RUSSIA

Yamaha Music (Russia) LLC.
Room 37, entrance 7, bld. 7, Kievskaya street,
Moscow, 121059, Russia
Tel: +7-495-626-5005

Head Office/Manufacturer: Yamaha Corporation

10-1, Nakazawa-cho, Naka-ku, Hamamatsu, 430-8650, Japan

Importer (European Union): Yamaha Music Europe GmbH

Siemensstrasse 22-34, 25462 Rellingen, Germany

Importer (United Kingdom): Yamaha Music Europe GmbH (UK)

Sherbourne Drive, Tilbrook, Milton Keynes, MK7 8BL, United Kingdom

台灣山葉音樂股份有限公司

YAMAHA MUSIC & ELECTRONICS TAIWAN CO.,LTD.
<https://tw.yamaha.com>

總公司： (02) 7741-8888 新北市板橋區遠東路 1 號 2 樓
客服專線： 0809-091388
原產地： 越南

Yamaha Global Site
U.S.A. and Canada
<https://uc.yamaha.com/>
Other Countries
<https://www.yamaha.com/>

Yamaha Downloads
U.S.A. and Canada
<https://uc.yamaha.com/support/>
Other Countries
<https://download.yamaha.com/>