

# Quick Operation Guide

While holding down the [DEMO], [METRONOME], or [VOICE] button, press the highlighted keys shown below to select voice demos etc, or set parameters.

## Voice Demo

## Preset Song (50 greats for the Piano)

Control Panel: MASTER VOLUME (MIN/MAX), DEMO, METRONOME, VOICE.

A#-1	C#0	D#0	F#0	G#0	A#0	C#1	D#1	F#1	G#1	A#1	C#2	D#2	F#2	G#2	A#2	C#3	D#3	F#3	G#3	A#3	C#4	D#4	F#4	G#4	A#4	C#5	D#5	F#5	G#5	A#5	C#6	D#6	F#6	G#6	A#6	C#7														
B-1	C0	D0	E0	F0	G0	A0	B0	C1	D1	E1	F1	G1	A1	B1	C2	D2	E2	F2	G2	A2	B2	C3	D3	E3	F3	G3	A3	B3	C4	D4	E4	F4	G4	A4	B4	C5	D5	E5	F5	G5	A5	B5	C6	D6	E6	F6	G6	A6	B6	C7

## Voice (including the dual voice)

## Reverb Type

## Reverb Depth

## Dual Octave Setting

## Dual Balance

Control Panel: MASTER VOLUME (MIN/MAX), DEMO, METRONOME, VOICE.

A#-1	C#0	D#0	F#0	G#0	A#0	C#1	D#1	F#1	G#1	A#1	C#2	D#2	F#2	G#2	A#2	C#3	D#3	F#3	G#3	A#3	C#4	D#4	F#4	G#4	A#4	C#5	D#5	F#5	G#5	A#5	C#6	D#6	F#6	G#6	A#6	C#7														
B-1	C0	D0	E0	F0	G0	A0	B0	C1	D1	E1	F1	G1	A1	B1	C2	D2	E2	F2	G2	A2	B2	C3	D3	E3	F3	G3	A3	B3	C4	D4	E4	F4	G4	A4	B4	C5	D5	E5	F5	G5	A5	B5	C6	D6	E6	F6	G6	A6	B6	C7

## Metronome Volume

## Metronome Time Signature

## Metronome / Preset Song Tempo

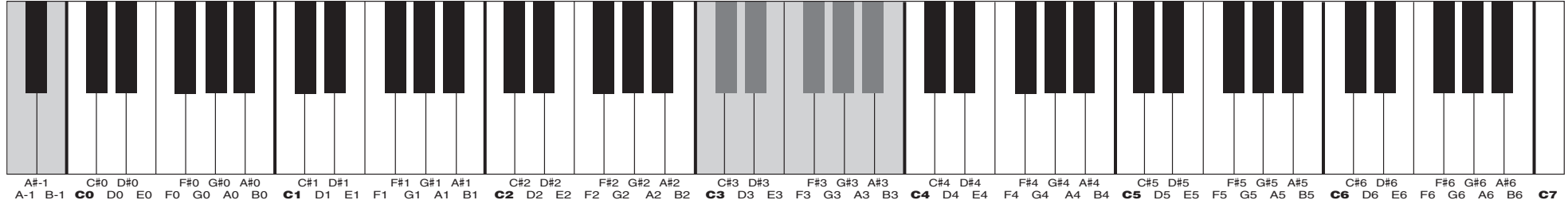
Control Panel: MASTER VOLUME (MIN/MAX), DEMO, METRONOME, VOICE.

A#-1	C#0	D#0	F#0	G#0	A#0	C#1	D#1	F#1	G#1	A#1	C#2	D#2	F#2	G#2	A#2	C#3	D#3	F#3	G#3	A#3	C#4	D#4	F#4	G#4	A#4	C#5	D#5	F#5	G#5	A#5	C#6	D#6	F#6	G#6	A#6	C#7														
B-1	C0	D0	E0	F0	G0	A0	B0	C1	D1	E1	F1	G1	A1	B1	C2	D2	E2	F2	G2	A2	B2	C3	D3	E3	F3	G3	A3	B3	C4	D4	E4	F4	G4	A4	B4	C5	D5	E5	F5	G5	A5	B5	C6	D6	E6	F6	G6	A6	B6	C7

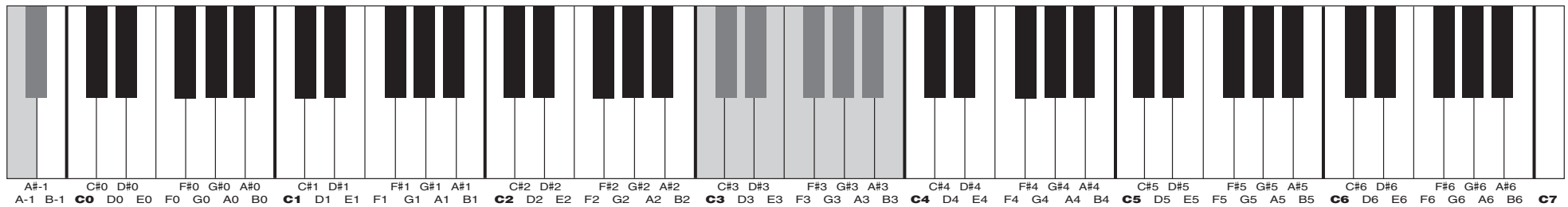
# Quick Operation Guide

While holding down the highlighted leftmost keys shown below, press the other highlighted keys to set the various parameters.

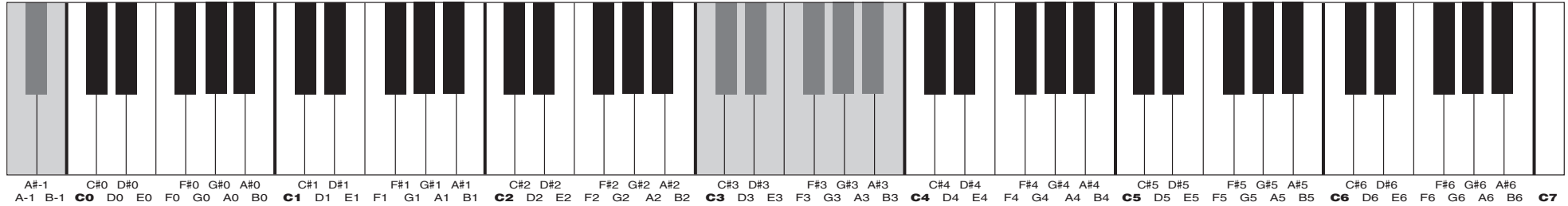
Tune Up: in about 0.2Hz steps (Press any highlighted key)



Tune Down: in about 0.2Hz steps (Press any highlighted key)



Standard pitch : 440.0 Hz (Press any highlighted key)



Program Change

