



YAMAHA®

Pro Monitor - Natural Sound Entertainment Speaker System

NS-AM100 NS-AM200

Thank you for selecting a YAMAHA Speaker System.

Out of the hundreds of loudspeaker manufacturers, Yamaha is the only one that also makes musical instruments. Yamaha audio components and speakers, can be found in the homes and recording studios of audiophiles and industry professionals alike. No other company is as intimately involved with the production and reproduction of fine music.

The pro monitor speakers were designed for durability and reliable sound performance. Designed for use in multi purpose locations such as dorm rooms, small P.A. systems, DJ systems, garages, etc. The speakers are equipped with handles for portability.

The compression horn tweeter and high compliance long throw drivers have been designed for rugged long term use. The ACX Dura-Finish cabinet provides solid performance and reliability. Take the speakers on the road, whether it be for parties, picnics, etc. These speakers will perform well in almost any environment. The speakers incorporate gold plated 5-way binding posts for flexible connection to your receiver/amplifier.

Owner's Manual

CONTENTS

Cautions	2
Connections to Amplifier.....	2
Type of Amplifier/Receiver	2
Specifications	3
Warranty	4

IMPORTANT:

Please record the serial number of your unit in the space below.

Model: _____

Serial No. _____

The serial number is located on the rear of the unit.

Retain this Owner's Manual in a safe place for future reference.

CAUTIONS: READ THIS BEFORE OPERATING YOUR UNIT

- Do not place the speakers where they are liable to be knocked over or exposed to falling objects. Furthermore, stable placement will also ensure good sound.
- Placing the speakers on the same stand or shelf as the turntable can cause howling.
- Lower the power amplifier/receiver volume before changing input sources. Never change input sources (for example, FM to CD) at high listening levels. Always turn the receiver/amplifier unit off when installing or removing input cables.
- Never touch the speaker units (drivers) with your hands or expose them to excessive shock. If they are dented or bent, the sound will be distorted as well.
- When an amplifier with a rated output power higher than the recommended power of the speaker system is used, care should be taken never to exceed the speaker's maximum power input.
- Anytime you note distortion, reduce the volume control on your power amplifier/receiver to a lower setting. Never allow your power amplifier/receiver to be driven into "clipping".
- Connections to the amplifier speaker terminals depend on the particular amplifier you are using. Please check the amplifier's owner's manual before making speaker connections.
- To avoid any damage to the speaker system or amplifier, make sure to turn off the power of the amplifier when making speaker connections.
- These speakers are not magnetically shielded. Placing the speaker too close to a TV set might impair the picture colors. Should this happen, place the speaker(s) further away from the TV set.

TYPE OF AMPLIFIER / RECEIVER

These Natural Sound Home Theater Entertainment Speakers are designed to complement any of Yamaha's receivers or amplifiers.

To assure low distortion on program peaks, the amplifier or receiver should be capable of delivering at least 10 watts (continuous sine-wave power) per channel. These speakers can be used safely with amplifiers rated at up to the maximum wattage shown in the specifications table.

Amplifiers rated at higher than the recommended maximum power per channel may be used with care. Program material is not a continuous sine-wave input, and even with a 100 watt amplifier, average levels will remain somewhere between 1/10-watt and 10 watts. If you do use a large amplifier, be careful never to change input sources before reducing the volume level to prevent transients from damaging your speaker.

CONNECTIONS TO THE AMPLIFIER

- Before making connections, make sure that the receiver/amplifier is switched off.

■ CONNECTIONS FOR SINGLE PAIR OF SPEAKER CABLES (WIRES)

Note: 10 feet of speaker cable is supplied for each speaker. However, for longer cable needs (up to 20 feet), it is recommended to use a minimum of 14 gauge high quality speaker cable/wire. Please consult your retailer for your particular installation requirements.

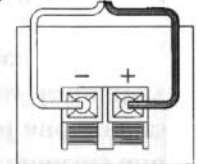
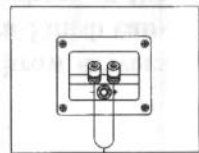
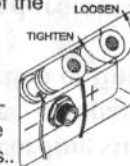
- Using speaker cable, connect the output terminals of the receiver/amplifier and the input terminal of the speakers.
- Connect the (+) terminals on both receiver/amplifier and speaker. Connect the (-) terminals on both receiver/amplifier and speaker.
- Reversing polarity (+/-) will result in unnatural sound reproduction.

■ PROCEDURE

1. Loosen the speaker terminals by turning the knobs counterclockwise.
2. Insert the lead portions of the speaker cable into the terminal holes.
3. Tighten the speaker terminals by turning the knobs clockwise.
4. Lightly pull the speaker cable to make sure connections are secure.
5. Repeat for all cables. (Note: For receiver/amplifier connections, please refer to the proper owners' manuals.)

Caution: When connecting the speakers use speaker hookup wire or, 1/4" phone jack cable. Do not connect both inputs of one speaker to the amplifier/receiver.

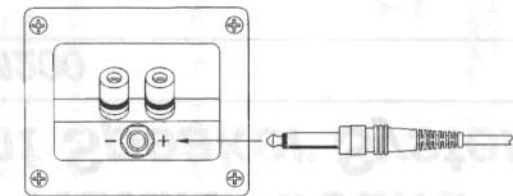
Make sure the lead portions of the speaker cable are not exposed outside of the connectors..



Speaker output terminal of the amplifier

■ PHONE PLUG WIRING

The input terminals for this unit also include 1/4" phone jacks. Connect the speaker leads as shown in this diagram.



Caution: Use only unshielded speaker cable with stranded conductors to connect speakers to the speaker terminals on a power amplifier. The use of audio cable not rated as sufficient for the amplifier's maximum output level can create a potential fire hazard

SPECIFICATIONS

MODEL	NS-AM100	NS-AM200
Type	2 way Acoustic Suspension Bookshelf	3 way Acoustic Suspension Bookshelf
Drivers: Woofer	8" Laminated Long Throw Woofer with Rubber Surround	12" Laminated Long Throw Woofer with Rubber Surround
Mid Range	_____	4 1/4" Laminated Long Throw Mid Range with Rubber Surround
Tweeter	1" Throat Compression Horn	1" Throat Compression Horn
Frequency Response (-10dB)	45 Hz - 20 KHz	40 Hz - 20 KHz
Impedance	6 Ohms	6 Ohms
Nominal Input	70 Watts	90 Watts
Maximum Input	210 Watts	270 Watts
Sensitivity (dB/2.83V, 1m)	92	92
Crossover Frequency	5 KHz (12dB/Octave)	1 KHz, 5 KHz (12dB/Octave)
Dimensions (HxWxD inches)	16 1/2 x 10 1/4 x 12 7/8	22 1/2 x 15 1/4 x 17 7/8
Weight	25 lbs., 8 oz.	49 lbs.
Finish	ACX Dura-Finish, Textured Black	ACX Dura-Finish, Textured Black
Accessories	10' Speaker Cable	10' Speaker Cable

Specifications subject to change without notice due to product improvements.

YAMAHA products are designed and manufactured to provide a high level of trouble-free performance. YAMAHA Electronics Corporation, USA, is proud of the experienced craftsmanship that goes into each and every YAMAHA product. YAMAHA sells its products through a network of high quality, specially authorized dealers and is pleased to offer the following Limited Warranty, which applies only to products purchased from our authorized dealers. YAMAHA products are backed by a nationwide network of high quality YAMAHA authorized Service Centers, providing prompt, courteous, and professional service. We suggest that you read the Limited Warranty thoroughly, and invite you to contact your authorized YAMAHA dealer or the YAMAHA Electronics Corporation, USA, Service Department if you have any questions.



NATURAL SOUND ENTERTAINMENT SPEAKER SYSTEMS

Duration of Warranty:

Beginning from the date of first consumer purchase, these Natural Sound Entertainment Speaker Systems are covered by this warranty for the period of (2) years.

What is Covered and What is Not Covered?

This warranty covers all defects in materials or workmanship in this product, but DOES NOT COVER the following:

- (1) Damage, deterioration or malfunction resulting from:
 - a. Accident, negligence, misuse, abuse, improper installation or operation or failure to follow instructions contained in your Owner's manual.
 - b. Any shipment of the product. (Claims must be presented to the carrier).
 - c. Repair or attempted repair by anyone other than Yamaha or an authorized *Preferred Customer Service Center*.
- (2) Any unit which has been altered or on which the serial number has been defaced, modified or removed.
- (3) Normal wear and any periodic maintenance.
- (4) Any unit which has not been purchased from an authorized YAMAHA dealer in the U.S.A. If you are uncertain as to whether a dealer has been authorized by YAMAHA, please contact YAMAHA's Service Department.
- (5) Any unit used for industrial or commercial purposes.

Who may enforce the warranty:

This warranty is enforceable only by the original purchaser.

What we will pay for and what you must pay for:

YAMAHA will repair or replace units covered by this warranty, without charge to the consumer for labor or materials. **YOU ARE RESPONSIBLE FOR ANY INSTALLATION OR REMOVAL CHARGES AND FOR ANY INITIAL SHIPPING CHARGES**, if the components must be shipped for warranty service. However, we will pay the return shipping charges to any destination within the U.S.A. if the repairs are covered by the warranty.

How you can get Warranty Service:

- (1) If your Loudspeaker requires service, return it to an authorized Yamaha *Preferred Customer Service Center*. If this is not practical, contact the Yamaha Electronics Service Department at the address shown below.
- (2) Loudspeakers shipped for service should be packed securely and must be accompanied by a detailed explanation of the problem(s) requiring service, as well as your sales receipt, as proof of warranty coverage.
- (3) Warranty registration is not required for warranty coverage.

Limitation of Implied Warranties:

ANY IMPLIED WARRANTIES, INCLUDING WARRANTIES OF MERCHANTABILITY AND FITNESS FOR A PARTICULAR PURPOSE, ARE LIMITED IN DURATION TO THE LENGTH OF THIS WARRANTY.

Exclusion of Damages

YAMAHA'S LIABILITY, FOR ANY DEFECTIVE PRODUCT IS LIMITED TO REPAIR OR REPLACEMENT OF THE PRODUCT, AT OUR OPTION. YAMAHA SHALL NOT BE LIABLE FOR INCIDENTAL OR CONSEQUENTIAL DAMAGE OR DAMAGES OF ANY OTHER KIND OR CHARACTER BECAUSE OF PRODUCT DEFECTS.

SOME STATES DO NOT ALLOW LIMITATIONS ON HOW LONG AN IMPLIED WARRANTY LASTS AND/OR DO NOT ALLOW THE EXCLUSION OR LIMITATION OF INCIDENTAL OR CONSEQUENTIAL DAMAGES. SO THE ABOVE LIMITATIONS AND EXCLUSIONS MAY NOT APPLY TO YOU.

THIS WARRANTY GIVES YOU SPECIFIC LEGAL RIGHTS, AND YOU MAY ALSO HAVE OTHER RIGHTS WHICH VARY FROM STATE TO STATE.

For the nearest authorized **YAMAHA Preferred Customer Service Center** please call:
1-800-4YAMAHA

Should you have any questions about service received or if you need assistance in locating an authorized Yamaha Dealer, please contact:



SERVICE DEPARTMENT

YAMAHA ELECTRONICS CORPORATION, USA

6660 ORANGELHOPPE AVENUE, BUENA PARK, CALIFORNIA 90602 • MAIL ADDRESS: P.O. BOX 6660, BUENA PARK, CALIFORNIA 90622 • PHONE: (714) 522-9105
WWW.YAMAHA.COM

YAMAHA products are backed by a nationwide network of high quality YAMAHA authorized Service Centers, providing prompt, courteous and professional service.



For Model NS-AM200 the recommended bracket part number is TRC 121 U-Bracket, and may be ordered from:

**Allen Products Company, Inc.
1635 E. Burnett Street
Signal Hill, CA 90806
USA 800-4APC-INC toll free**

267532