



DCU5D

DIGITAL CABLING UNIT

Owner's Manual

Bedienungsanleitung

Mode d'emploi

Manual de instrucciones

Manuale di istruzioni

Gebruikershandleiding

使用说明书

取扱説明書



English

Deutsch

Français

Español

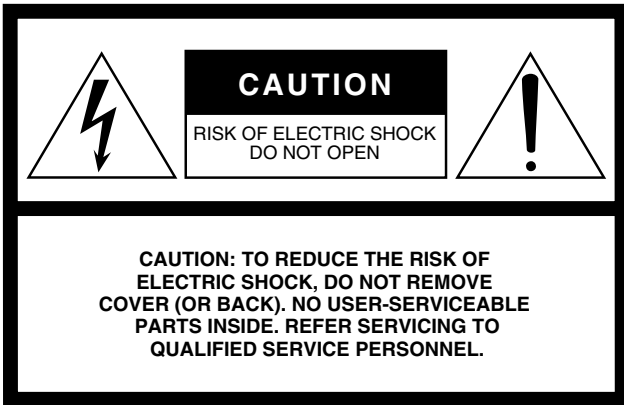
Italiano

Nederlands

中文


日本語

EN
DE
FR
ES
IT
NL
ZH
JA



The above warning is located on the top of the unit.

Explanation of Graphical Symbols



The lightning flash with arrowhead symbol within an equilateral triangle is intended to alert the user to the presence of uninsulated “dangerous voltage” within the product’s enclosure that may be of sufficient magnitude to constitute a risk of electric shock to persons.



The exclamation point within an equilateral triangle is intended to alert the user to the presence of important operating and maintenance (servicing) instructions in the literature accompanying the product.

IMPORTANT SAFETY INSTRUCTIONS

- 1 Read these instructions.
- 2 Keep these instructions.
- 3 Heed all warnings.
- 4 Follow all instructions.
- 5 Do not use this apparatus near water.
- 6 Clean only with dry cloth.
- 7 Do not block any ventilation openings. Install in accordance with the manufacturer’s instructions.
- 8 Do not install near any heat sources such as radiators, heat registers, stoves, or other apparatus (including amplifiers) that produce heat.
- 9 Do not defeat the safety purpose of the polarized or grounding-type plug. A polarized plug has two blades with one wider than the other. A grounding type plug has two blades and a third grounding prong. The wide blade or the third prong are provided for your safety. If the provided plug does not fit into your outlet, consult an electrician for replacement of the obsolete outlet.
- 10 Protect the power cord from being walked on or pinched particularly at plugs, convenience receptacles, and the point where they exit from the apparatus.
- 11 Only use attachments/accessories specified by the manufacturer.
- 12 Use only with the cart, stand, tripod, bracket, or table specified by the manufacturer, or sold with the apparatus. When a cart is used, use caution when moving the cart/apparatus combination to avoid injury from tip-over.
- 13 Unplug this apparatus during lightning storms or when unused for long periods of time.
- 14 Refer all servicing to qualified service personnel. Servicing is required when the apparatus has been damaged in any way, such as power-supply cord or plug is damaged, liquid has been spilled or objects have fallen into the apparatus, the apparatus has been exposed to rain or moisture, does not operate normally, or has been dropped.



WARNING

TO REDUCE THE RISK OF FIRE OR ELECTRIC SHOCK, DO NOT EXPOSE THIS APPARATUS TO RAIN OR MOISTURE.

(98-6500)

FCC INFORMATION (U.S.A.)

1. IMPORTANT NOTICE: DO NOT MODIFY THIS UNIT!

This product, when installed as indicated in the instructions contained in this manual, meets FCC requirements. Modifications not expressly approved by Yamaha may void your authority, granted by the FCC, to use the product.

2. IMPORTANT:

When connecting this product to accessories and/or another product use only high quality shielded cables. Cable/s supplied with this product MUST be used. Follow all installation instructions. Failure to follow instructions could void your FCC authorization to use this product in the USA.

3. NOTE:

This product has been tested and found to comply with the requirements listed in FCC Regulations, Part 15 for Class "B" digital devices. Compliance with these requirements provides a reasonable level of assurance that your use of this product in a residential environment will not result in harmful interference with other electronic devices. This equipment generates/uses radio frequencies and, if not installed and used according to the instructions found in the users manual, may cause interference harmful to the operation of other electronic devices. Compliance with FCC regulations does

not guarantee that interference will not occur in all installations. If this product is found to be the source of interference, which can be determined by turning the unit "OFF" and "ON", please try to eliminate the problem by using one of the following measures:

Relocate either this product or the device that is being affected by the interference.

Utilize power outlets that are on different branch (circuit breaker or fuse) circuits or install AC line filter/s.

In the case of radio or TV interference, relocate/reorient the antenna. If the antenna lead-in is 300 ohm ribbon lead, change the lead-in to co-axial type cable.

If these corrective measures do not produce satisfactory results, please contact the local retailer authorized to distribute this type of product. If you can not locate the appropriate retailer, please contact Yamaha Corporation of America, Electronic Service Division, 6600 Orangethorpe Ave, Buena Park, CA90620

The above statements apply ONLY to those products distributed by Yamaha Corporation of America or its subsidiaries.

* This applies only to products distributed by YAMAHA CORPORATION OF AMERICA.

(class B)

IMPORTANT NOTICE FOR THE UNITED KINGDOM


Connecting the Plug and Cord

WARNING: THIS APPARATUS MUST BE EARTHED

IMPORTANT. The wires in this mains lead are coloured in accordance with the following code:

GREEN-AND-YELLOW	: EARTH
BLUE	: NEUTRAL
BROWN	: LIVE

As the colours of the wires in the mains lead of this apparatus may not correspond with the coloured markings identifying the terminals in your plug proceed as follows:

The wire which is coloured GREEN-and-YELLOW must be connected to the terminal in the plug which is marked by the letter E or by the safety earth symbol  or colored GREEN or GREEN-and-YELLOW.

The wire which is coloured BLUE must be connected to the terminal which is marked with the letter N or coloured BLACK.

The wire which is coloured BROWN must be connected to the terminal which is marked with the letter L or coloured RED.

• This applies only to products distributed by Yamaha-Kemble Music (U.K.) Ltd. (3 wires)

注意事项

请在操作使用前，首先仔细阅读下述内容

* 请将本说明书存放在安全的地方，以便将来随时参阅。

警告

为了避免因触电、短路、损伤、火灾或其它危险可能导致的严重受伤甚至死亡，请务必遵守下列基本注意事项。这些注意事项包括但不限于下列情况：

电源 / 电源线

- 只能使用本设备所规定的额定电压。所要求的电压被印在本设备的铭牌上。
- 只能使用提供的电源线。
如果您需要在购买时所在地区之外的其它地区使用本设备，所提供的电源线可能不兼容。请咨询 YAMAHA 经销商。
- 请勿将电源线放在热源如加热器或散热器附近，不要过分弯折或损伤电源线，不要在其上加压重物，不要将其放在可能被踩踏引起绊倒或可能被碾压的地方。
- 请务必连接到带有保护接地连接的适当电源插座。接地不当可能引起触电。

请勿打开

- 请勿打开本设备并试图拆卸其内部零件或进行任何方式的改造。本设备不含任何用户可自行修理的零件。若出现异常，请立即停止使用，并请有资格的 YAMAHA 维修人员进行检修。

小心

为了避免您或周围他人可能发生的人身伤害、设备或财产损失，请务必遵守下列基本注意事项。这些注意事项包括但不限于下列情况：

电源 / 电源线

- 当准备长期使用本设备或发生雷电时，请从电源插座中拔出电源线插头。
- 当从本设备或电源插座中拔出电源线插头时，请务必抓住插头而不是电源线。直接拽拉电源线可能会导致损坏。

安放位置

- 移动设备之前，请务必拔出所有的连接电缆。
- 本设备不配备电源开关。设置设备时，请确认要使用的交流电源插座伸手可及。如果发生问题或者故障，请立即从电源插座中拔下插头。当您长时间不使用本产品时，务必从交流电源插座上拔下电源线。
- 通常可以将多个此类型号的装置用机架相互叠放，但如果与其它散发大量热量的设备叠放在一起，则您必须采取适当的措施，例如在这些设备与产生热量的设备之间留出空间。如果机架内平均温度超过 40 摄氏度（当外界气温超过 30 摄氏度），这些装置可能无法充分发挥其性能。为了防止机架内温度过高，在机架的最上一排必须安装至少 1.6m³/分钟、静态压力 5 mm H₂O 的风扇组件。

关于潮湿的警告

- 请勿让本设备淋雨或在水附近及潮湿环境中使用，或将盛有液体的容器放在其上，否则可能会导致液体溅入任何开口。
- 切勿用湿手插拔电源线插头。

当意识到任何异常情况时

- 若电源线或插头出现磨损或损坏，使用设备过程中声音突然中断或因此而发出异常气味或冒烟，请立即从电源插座中拔出电源线插头，并请有资格的 YAMAHA 维修人员对设备进行检修。
- 若本设备发生摔落或损坏，请立即从电源插座中拔出电源线插头，并请有资格的 YAMAHA 维修人员对设备进行检修。

连接

- 将本设备连接到其它设备之前，请关闭所有设备的电源开关。在打开或关闭所有设备的电源开关之前，请将所有音量都调到最小。

小心操作

- 请勿将手指或手插入本设备的任何间隙或开口。
- 请避免在设备上的任何间隙或开口插入或落进异物（纸、塑料、金属等）。万一发生这种情况，请立即从 AC 电源插座中拔出电源插头。然后请有资格的 YAMAHA 维修人员进行检修。
- 请勿将身体压在本设备上或在其上放置重物，操作按钮、开关或插口时要避免过分用力。


对由于不正当使用或擅自改造本设备所造成的损失、数据丢失或破坏，YAMAHA 不负任何责任。

经常动态接触的零部件，如开关、控制旋钮、接口等，随着时间的推移，其性能会逐渐下降。请让有资格的 YAMAHA 维修服务人员为您更换有缺陷的零部件。

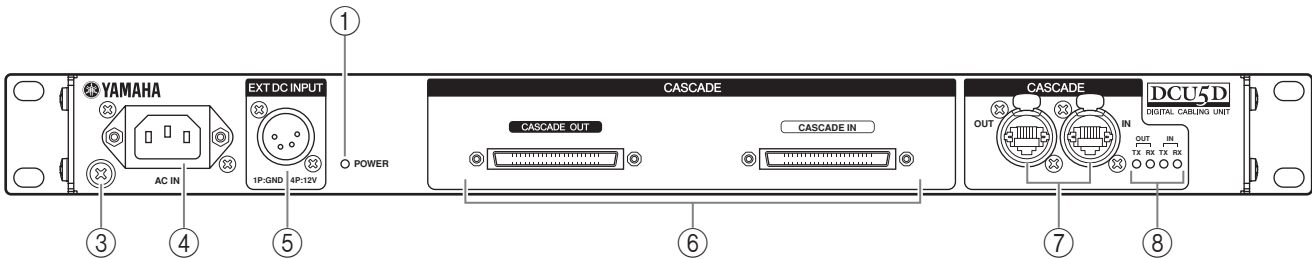
- 本使用说明书中的插图仅作说明之用，可能与您的乐器有所不同。
- Ethernet 是 Xerox Corporation 的商标。
- EtherSound 是 Digigram S.A 的注册商标。
- 本使用说明书中的公司名和产品名均为其各自公司的商标或注册商标。

部件名称和功能

前面板



后面板



① **[POWER]** 指示灯

当电源向 DCU5D 供电时，此指示灯亮起。

注：_____

此装置不带电源开关。

② **模式开关**

使用此模式开关可在将来更新固件。如非必要，请勿按此开关。

③ **接地螺钉**

为了确保安全操作，请务必对 DCU5D 进行安全接地。当将附带的电源线插入合适的已接地三眼型交流主电源插座时，则电源线的第三个插脚将对装置进行接地。如果交流电源插座未接地，请务必使用此接地螺钉对装置进行接地。

④ **[AC IN]** 接口

将附带的电源线连接至此处。首先，将电源线连接至 DCU5D，然后将电源线插头插入交流电源插座。

务必使用附带的电源线。
使用其它电源线可能会造成故障、过热或火灾。

小心

⑤ **[EXT DC INPUT]** 接口

此接口为 XLR-4-32 型接口，可将外接电源 (+12V) 作为 DCU5D 内置电源的备用电源。详细说明，请参阅第 22 页。

⑥ **[CASCADING IN] [CASCADING OUT]** 接口

这些 D-sub 半间距 68 针接口可通过专用级联电缆连接 PM5D 的 CASCADING 接口。

注：_____

DCU5D 是一款 PM5D 和 DSP5D 专用的接线装置。雅马哈 DME64N 可仅通过 PM5D 和 DSP5D 进行连接。

⑦ **[CASCADING IN] [CASCADING OUT]** 接口

这 2 个 RJ-45 接口可通过以太网 CAT5 电缆连接 DSP5D。有关系统示例可参阅第 21 页，详情请参阅 PM5D 的使用说明书。

注：_____

- 使用 CAT5 STP (屏蔽双绞双线) 电缆可防止电磁干扰。
- 这 2 个接口使用 EtherSound 技术，但是无法连接至其它 EtherSound 装置。这 2 个接口专用于级联连接 PM5D 和 DSP5D。有关可用电缆长度的详细说明，请参阅以下网站。
<http://www.ethersound.com/technology/compatibility.php>

⑧ **IN/OUT [TX] [RX]** 指示灯

当项目 ⑦ 中所述的 [CASCADING IN] [CASCADING OUT] 接口传送 (TX)/ 接收 (RX) 信号时，每个指示灯都闪烁。

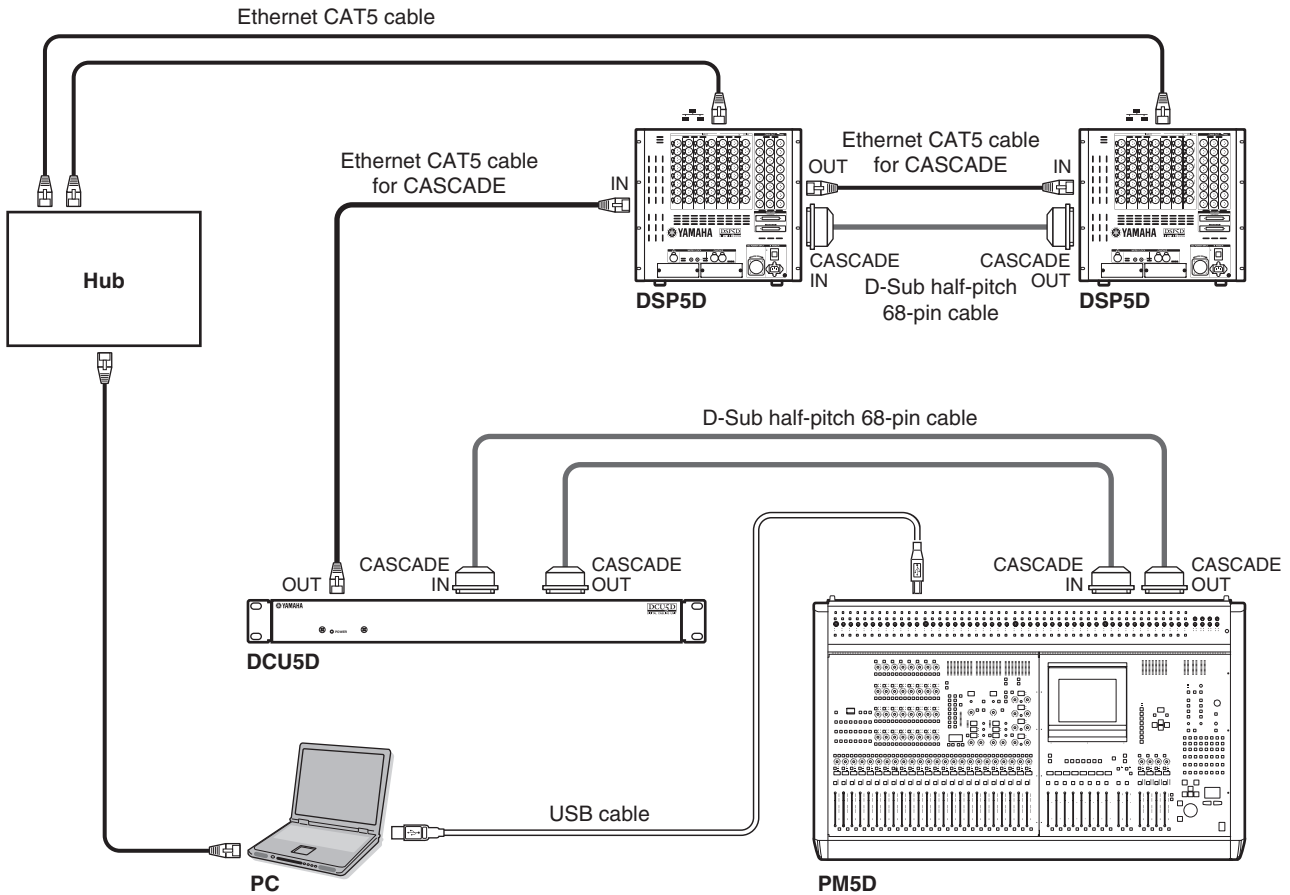
附件

- 使用说明书
- 交流电源线

中文

System Example

In this system a DCU5D unit is used to extend the distance between a PM5D unit and a DSP5D unit using an Ethernet CAT5 cable.



Appendix

General Specifications

Sampling Frequency	Normal Rate : 42.9975-49.200 kHz Double Rate : 85.995-98.400 kHz
Power Requirements	12 W
Dimensions	480 x 150 x 44 mm (W x D x H)
Net Weight	2.3 kg
Temperature Range	Operation free-air : +10°C to +35°C Storage : -20°C to +60°C
AC Power Cord Length	250 cm
Accessories	Owner's Manual, AC power cord

I/O Characteristics

Terminal		Level	Connector
CASCADE	IN	RS422	D-Sub Half Pitch Connector 68P(Female)
	OUT		
CASCADE	IN	100Base-TX	RJ-45* ¹
	OUT		
EXT DC INPUT* ²		DC	XLR-4-32 type* ³

- *1. • Use a RJ-45 connector compliant with Neutrik EtherCon®.
 • Use a CAT5 STP (Shielded Twisted Pair) cable compliant with EtherSound.
 • Use electrically conductive tape to securely connect the metal part of the connector with the shielded part of the cable in order to prevent electromagnetic interference.

*2. max.:+15V, min.:+11.4V, 1.5A

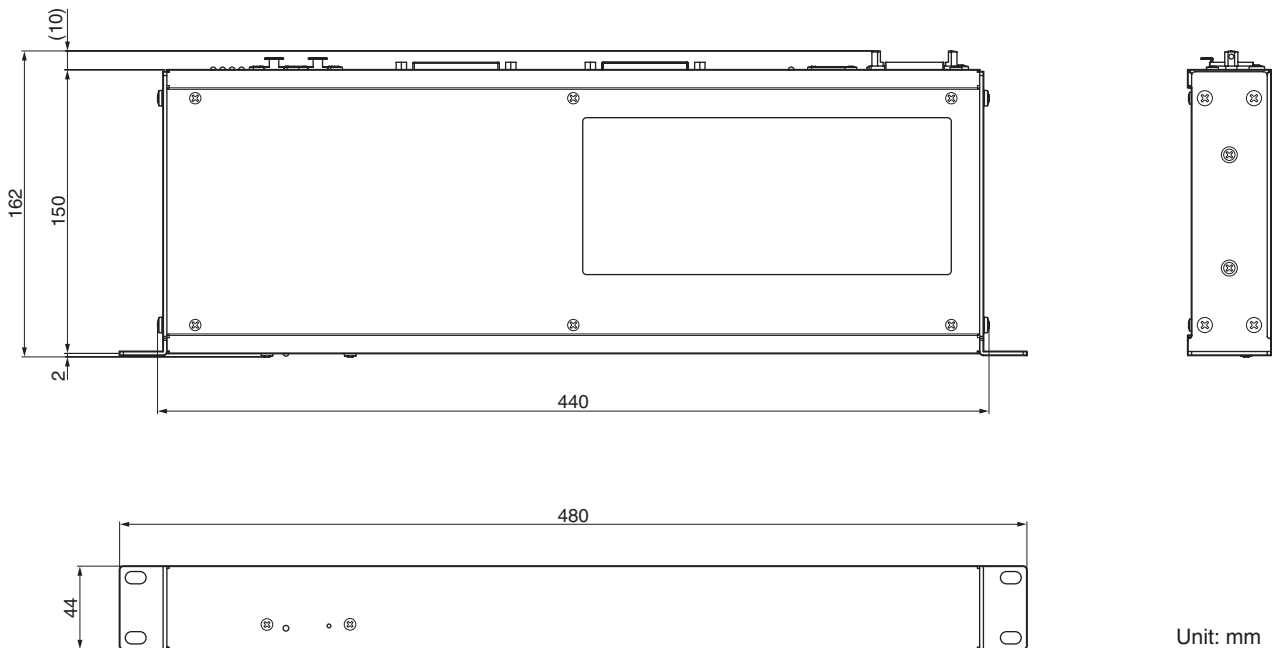
*3. 4pin=12V, 1pin = GND

Connector Pin Assignment

EXT DC INPUT

Pin No.	Signal Name
1	GND
2	N.C
3	N.C
4	+12V

Dimensions



* Specifications and descriptions in this owner's manual are for information purposes only. Yamaha Corp. reserves the right to change or modify products or specifications at any time without prior notice. Since specifications, equipment or options may not be the same in every locale, please check with your Yamaha dealer.

European models

Purchaser/User Information specified in EN55103-1 and EN55103-2.

Inrush Current: 13A

Conforms to Environments: E1, E2, E3 and E4

NORTH AMERICA

CANADA

Yamaha Canada Music Ltd.
135 Milner Avenue, Scarborough, Ontario,
M1S 3R1, Canada
Tel: 416-298-1311

U.S.A.

Yamaha Corporation of America
6600 Orangethorpe Ave., Buena Park, Calif. 90620,
U.S.A.
Tel: 714-522-9011

CENTRAL & SOUTH AMERICA

MEXICO

Yamaha de México S.A. de C.V.
Calz. Javier Rojo Gómez #1149,
Col. Guadalupe del Moral
C.P. 09300, México, D.F., México
Tel: 55-5804-0600

BRAZIL

Yamaha Musical do Brasil Ltda.
Rua Joaquim Floriano, 913 - 4º andar, Itaim Bibi,
CEP 04534-013 Sao Paulo, SP. BRAZIL
Tel: 011-3704-1377

ARGENTINA

Yamaha Music Latin America, S.A.
Sucursal de Argentina
Viamonte 1145 Piso2-B 1053,
Buenos Aires, Argentina
Tel: 1-4371-7021

PANAMA AND OTHER LATIN AMERICAN COUNTRIES/ CARIBBEAN COUNTRIES

Yamaha Music Latin America, S.A.
Torre Banco General, Piso 7, Urbanización Marbella,
Calle 47 y Aquilino de la Guardia,
Ciudad de Panamá, Panamá
Tel: +507-269-5311

EUROPE

THE UNITED KINGDOM

Yamaha-Kemble Music (U.K.) Ltd.
Sherbourne Drive, Tilbrook, Milton Keynes,
MK7 8BL, England
Tel: 01908-366700

GERMANY

Yamaha Music Central Europe GmbH
Siemensstraße 22-34, 25462 Rellingen, Germany
Tel: 04101-3030

SWITZERLAND/LIECHTENSTEIN

Yamaha Music Central Europe GmbH,
Branch Switzerland
Seefeldstrasse 94, 8008 Zürich, Switzerland
Tel: 01-383 3990

AUSTRIA

Yamaha Music Central Europe GmbH,
Branch Austria
Schleiergasse 20, A-1100 Wien, Austria
Tel: 01-60203900

CZECH REPUBLIC/SLOVAKIA/ HUNGARY/SLOVENIA

Yamaha Music Central Europe GmbH,
Branch Austria, CEE Department
Schleiergasse 20, A-1100 Wien, Austria
Tel: 01-602039025

POLAND

Yamaha Music Central Europe GmbH
Sp.z. o.o. Oddział w Polsce
ul. 17 Stycznia 56, PL-02-146 Warszawa, Poland
Tel: 022-868-07-57

THE NETHERLANDS/ BELGIUM/LUXEMBOURG

Yamaha Music Central Europe GmbH,
Branch Benelux
Clarissenhof 5-b, 4133 AB Vianen, The Netherlands
Tel: 0347-358 040

FRANCE

Yamaha Musique France
BP 70-77312 Marne-la-Vallée Cedex 2, France
Tel: 01-64-61-4000

ITALY

Yamaha Musica Italia S.P.A.
Combo Division
Viale Italia 88, 20020 Lainate (Milano), Italy
Tel: 02-935-771

SPAIN/PORTUGAL

Yamaha-Hazen Música, S.A.
Ctra. de la Coruna km. 17, 200, 28230
Las Rozas (Madrid), Spain
Tel: 91-639-8888

SWEDEN

Yamaha Scandinavia AB
J. A. Wettergrens Gata 1
Box 30053
S-400 43 Göteborg, Sweden
Tel: 031 89 34 00

DENMARK

YS Copenhagen Liaison Office
Generatorvej 6A
DK-2730 Herlev, Denmark
Tel: 44 92 49 00

NORWAY

Norsk filial av Yamaha Scandinavia AB
Grini Næringspark 1
N-1345 Østerås, Norway
Tel: 67 16 77 70

OTHER EUROPEAN COUNTRIES

Yamaha Music Central Europe GmbH
Siemensstraße 22-34, 25462 Rellingen, Germany
Tel: +49-4101-3030

AFRICA

Yamaha Corporation,
Asia-Pacific Music Marketing Group
Nakazawa-cho 10-1, Naka-ku, Hamamatsu,
Japan 430-8650
Tel: +81-53-460-2313

MIDDLE EAST

TURKEY/CYPRUS

Yamaha Music Central Europe GmbH
Siemensstraße 22-34, 25462 Rellingen, Germany
Tel: 04101-3030

OTHER COUNTRIES

Yamaha Music Gulf FZE
LOB 16-513, P.O.Box 17328, Jubel Ali,
Dubai, United Arab Emirates
Tel: +971-4-881-5868

ASIA

THE PEOPLE'S REPUBLIC OF CHINA

Yamaha Music & Electronics (China) Co.,Ltd.
25/F., United Plaza, 1468 Nanjing Road (West),
Jingan, Shanghai, China
Tel: 021-6247-2211

INDONESIA

PT. Yamaha Music Indonesia (Distributor)
PT. Nusantik
Gedung Yamaha Music Center, Jalan Jend. Gatot
Subroto Kav. 4, Jakarta 12930, Indonesia
Tel: 21-520-2577

KOREA

Yamaha Music Korea Ltd.
8F, 9F, Dongsung Bldg. 158-9 Samsung-Dong,
Kangnam-Gu, Seoul, Korea
Tel: 080-004-0022

MALAYSIA

Yamaha Music Malaysia, Sdn., Bhd.
Lot 8, Jalan Perbandaran, 47301 Kelana Jaya,
Petaling Jaya, Selangor, Malaysia
Tel: 3-78030900

SINGAPORE

Yamaha Music Asia Pte., Ltd.
#03-11 A-Z Building
140 Paya Lebar Road, Singapore 409015
Tel: 747-4374

TAIWAN

Yamaha KHS Music Co., Ltd.
3F, #6, Sec.2, Nan Jing E. Rd. Taipei.
Taiwan 104, R.O.C.
Tel: 02-2511-8688

THAILAND

Siam Music Yamaha Co., Ltd.
891/1 Siam Motors Building, 15-16 floor
Rama 1 road, Wangmai, Pathumwan
Bangkok 10330, Thailand
Tel: 02-215-2626

OTHER ASIAN COUNTRIES

Yamaha Corporation,
Asia-Pacific Music Marketing Group
Nakazawa-cho 10-1, Naka-ku, Hamamatsu,
Japan 430-8650
Tel: +81-53-460-2317

OCEANIA

AUSTRALIA

Yamaha Music Australia Pty. Ltd.
Level 1, 99 Queensbridge Street, Southbank,
Victoria 3006, Australia
Tel: 3-9693-5111

COUNTRIES AND TRUST TERRITORIES IN PACIFIC OCEAN

Yamaha Corporation,
Asia-Pacific Music Marketing Group
Nakazawa-cho 10-1, Naka-ku, Hamamatsu,
Japan 430-8650
Tel: +81-53-460-2313

HEAD OFFICE Yamaha Corporation, Pro Audio & Digital Musical Instrument Division
Nakazawa-cho 10-1, Naka-ku, Hamamatsu, Japan 430-8650
Tel: +81-53-460-2441