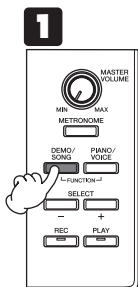


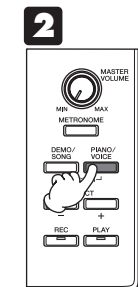
# Quick Operation Guide



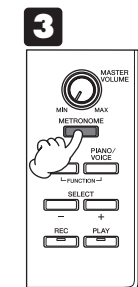
While holding down the [DEMO/SONG], [PIANO/VOICE], or [METRONOME] button, press the highlighted keys shown below to select voice demos etc, or set parameters. (Refer to the diagram 1/2/3 below.)



Voice Demo										Preset Song (50 greats for the Piano)										Song loaded from the computer																																																		
A#-1	C#0	D#0	F#0	G#0	A#0	Grand Piano1 Demo	Grand Piano2 Demo	Harpischord Demo	Church Organ Demo	Strings Demo	Song No. 1	Song No. 2	Song No. 3	Song No. 4	Song No. 5	Song No. 6	Song No. 7	Song No. 8	Song No. 9	Song No. 10	Song No. 11	Song No. 12	Song No. 13	Song No. 14	Song No. 15	Song No. 16	Song No. 17	Song No. 18	Song No. 19	Song No. 20	Song No. 21	Song No. 22	Song No. 23	Song No. 24	Song No. 25	Song No. 26	Song No. 27	Song No. 28	Song No. 29	Song No. 30	Song No. 31	Song No. 32	Song No. 33	Song No. 34	Song No. 35	Song No. 36	Song No. 37	Song No. 38	Song No. 39	Song No. 40	Song No. 41	Song No. 42	Song No. 43	Song No. 44	Song No. 45	Song No. 46	Song No. 47	Song No. 48	Song No. 49	Song No. 50	1st song	2nd song	3rd song	4th song	5th song	6th song	7th song	8th song	9th song	10th song
A-1	B-1	C0	D0	E0	F0	G0	A0	B0	C1	D1	E1	F1	G1	A1	B1	C2	D2	E2	F2	G2	A2	B2	C3	D3	E3	F3	G3	A3	B3	C4	D4	E4	F4	G4	A4	B4	C5	D5	E5	F5	G5	A5	B5	C6	D6	E6	F6	G6	A6	B6	C7																			



Voice										Reverb Type			Reverb Depth					Dual Octave Setting		Dual Balance		Touch Sensitivity																																				
A#-1	C#0	D#0	F#0	G#0	A#0	Grand Piano 1	Grand Piano 2	Harpischord	Church Organ	Strings	Room	Hall 1	Hall 2	Stage	Off	0	1	2	3	4	5	6	7	8	9	10	11	12	13	14	15	16	17	18	19	20	-1 (Voice 1)	0 (Voice 1)	+1 (Voice 1)	-1 (Voice 2)	0 (Voice 2)	+1 (Voice 2)	-5	-4	-3	-2	-1	0	+2	+4	+5	+6	Does not change at all	+1	+3	+6	Does not change much Standard piano touch response	Changes very widely
A-1	B-1	C0	D0	E0	F0	G0	A0	B0	C1	D1	E1	F1	G1	A1	B1	C2	D2	E2	F2	G2	A2	B2	C3	D3	E3	F3	G3	A3	B3	C4	D4	E4	F4	G4	A4	B4	C5	D5	E5	F5	G5	A5	B5	C6	D6	E6	F6	G6	A6	B6	C7							



Metronome Volume										Metronome Time Signature			Metronome / Preset Song Tempo																																						
A#-1	C#0	D#0	F#0	G#0	A#0	1	2	3	4	5	6	7	8	9	10	11	12	13	14	15	16	17	18	19	20	No downbeat	2/4	3/4	4/4	5/4	6/4	Numeric key 0	Numeric key 1	Numeric key 2	Numeric key 3	Numeric key 4	Numeric key 5	Numeric key 6	Numeric key 7	Numeric key 8	Numeric key 9	One step decrease	Default tempo	10 steps increase	One step increase	10 steps increase	One step increase				
A-1	B-1	C0	D0	E0	F0	G0	A0	B0	C1	D1	E1	F1	G1	A1	B1	C2	D2	E2	F2	G2	A2	B2	C3	D3	E3	F3	G3	A3	B3	C4	D4	E4	F4	G4	A4	B4	C5	D5	E5	F5	G5	A5	B5	C6	D6	E6	F6	G6	A6	B6	C7

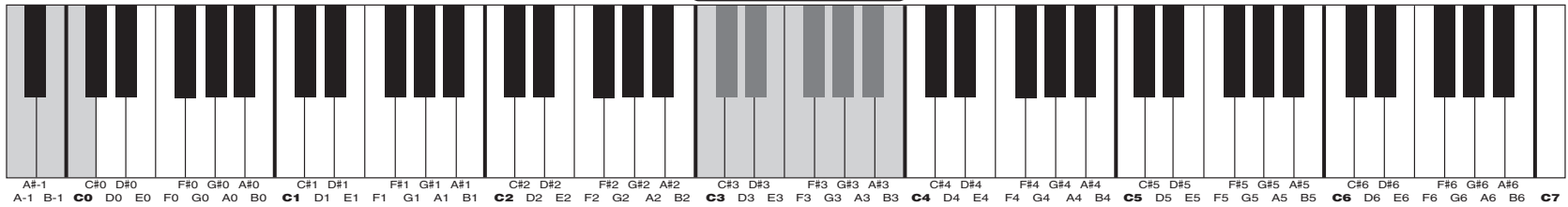
# Quick Operation Guide

While holding down the highlighted leftmost keys shown below, press the other highlighted keys to set the various parameters. (Refer to the diagram **4**/**5**/**6** below.)

While holding down the [DEMO/SONG] and [PIANO/VOICE] buttons, press the highlighted keys shown below to set parameters. (Refer to the diagram **7** below.)

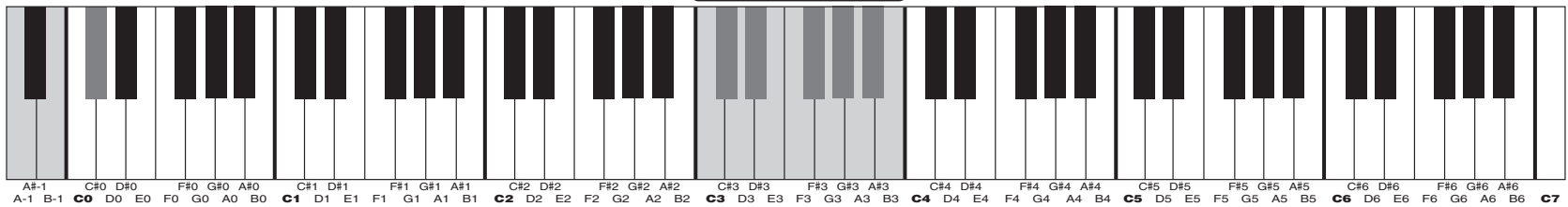
**Tune Up: in about 0.2Hz steps** (Press any highlighted key)

**4**



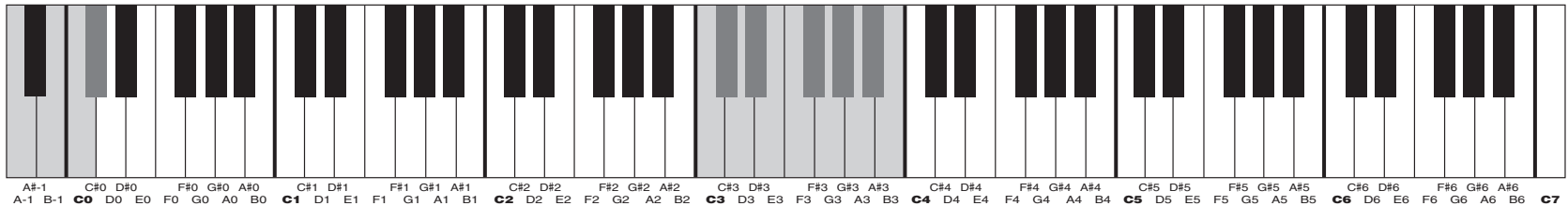
**Tune Down: in about 0.2Hz steps** (Press any highlighted key)

**5**



**Standard pitch : 440.0 Hz** (Press any highlighted key)

**6**



**7**

