



STAGE KEYBOARD

YC88

YC73

YC61

补充说明书

## 目录

<b>YC版本2.00中的新功能 .....</b>	<b>3</b>
新增合唱效果类型 .....	4
新增Section SW Mode参数 .....	5
USB [TO DEVICE]端口的附加MIDI功能 .....	6
Live Set页面扩展 .....	7
新增Live Set Sounds (现场设置声音) .....	8
新增Voice (音色) .....	10
Data List更新 .....	11
MIDI Data Format .....	12
MIDI Data Table (YC61) .....	13
MIDI Data Table (YC88/YC73) .....	18
<b>YC版本1.40中的新功能 .....</b>	<b>23</b>
新的风琴类型 .....	24
额外的 Live Set EQ .....	25
Auto Power Off功能的时间长度变化 .....	26
新增Live Set Sounds (现场设置声音) .....	27
<b>YC版本1.30中的新功能 .....</b>	<b>28</b>
FM风琴音色的新颤音/叠奏效果 .....	29
额外的Pan (声相) 参数 .....	30
允许同时更改键部分中多个参数的新功能 .....	31
控制面板中新的Rotary Speaker Speed (旋转扬声器速度) 参数 .....	31
新增Live Set Sounds (现场设置声音) .....	32
新增Voices (音色) .....	33

**YC版本1.20中的新功能..... 34**

    新旋转扬声器效果 ..... 35

    新的风琴类型..... 36

    FM风琴类型的新增参数 ..... 37

    新增EQ类型 ..... 37

    新增Touch Sensitivity参数 ..... 38

    EG Control (EG控制) 和Filter Control (滤波器控制) 菜单布局更改 ..... 39

    新增Live Set Sounds (现场设置声音) ..... 40

    新增Voice (音色) ..... 41

**YC版本1.10中的新功能..... 42**

    更改颤音的设置方法 (CC # 1: 调制) ..... 43

    改善了可操作性 ..... 44

    Live Set Sound (现场设置声音) 一览表 ..... 45

    增加了新Live Set Sounds (现场设置声音) ..... 49

    Voice (音色) 一览表 ..... 50

    增加了新Voices (音色) ..... 52


## YC版本2.00中的新功能

由于固件版本升级, YC88/YC73/YC61添加了以下功能。  
本说明书介绍与本乐器随附的《使用说明书》相关的新增内容和变化。

- 添加了新的合唱效果类型。
- 菜单中添加了“Section SW Mode”参数。
- USB [TO DEVICE]端口现在接受MIDI设备。
- 扩展了Live Set页面。
- 添加了新的Live Set Sounds (现场设置声音)。
- 添加了新Voices (音色)。
- Data List已更新。

# 新增合唱效果类型

YC88/YC73/YC61 V2.00

类别	类型名称	标识	说明	立体声/ 单声道
Chorus	GS1 Ensemble		令人愉悦的叠奏效果，再现了Yamaha GS1（复古FM键盘）内置的合奏效果。转动[DEPTH]旋钮调节深度，转动[RATE]旋钮调节速度。	单声道

# 新增Section SW Mode参数

[MENU]按钮 →“Control Panel”→“Section SW Mode”

每个音色组的[ON/OFF]开关都增加了一个新模式。  
有以下两种类型。

功能名称		说明
Section SW Mode	Realtime	当每个音色组的[ON/OFF]开关关闭时，相应音色组的声音立即停止。
	Next-Key	当每个音色组的[ON/OFF]开关关闭时，所按下的键的音符将继续弹奏，直到松开该键为止。相应音色组的声音不会从下一个音符开始。
		默认： Realtime

## USB [TO DEVICE]端口的附加MIDI功能

USB [TO DEVICE]端口现在可用于连接MIDI设备进行MIDI输入。

当USB MIDI键盘连接到USB [TO DEVICE]端口时，只要所连接键盘的规格允许，您就可以按照与YC上的内置键盘相同的方式使用它。

### 须知

- USB [TO DEVICE]端口的额定值为各端口最高5V/500mA。不要连接高于该额定值的USB设备，否则可能造成本乐器的损坏。
- 请使用长度不超过3米的AB型USB线。

### 兼容MIDI设备

- 符合USB标准的MIDI设备  
USB MIDI键盘
- 兼容Yamaha MIDI设备  
CP1、CP4 STAGE、CP40 STAGE、CP88、CP73、MODX、MODX+、MONTAGE、MOTIF  
XF、MOXF、MX、reface、YC、MONTAGE M、CK

### 有关MIDI通信的特别说明

与通过USB [TO DEVICE]端口连接的设备进行MIDI通信时要遵循特殊规则，使设备能像内置键盘一样工作。

- MIDI通信仅为单向的（从外部MIDI设备发送并由YC接收）。
- 无论MIDI端口和MIDI通道设置如何，所有MIDI数据都会被接收。

### 将本乐器与外部键盘功能结合使用

当您将外部键盘连接到MIDI [IN]端口时，可以使用“External Keyboard”来确定哪些部分或声部是在内置键盘上演奏的，哪些是在连接的USB MIDI键盘上演奏的。例如，当您将“Organ”设置为“2ManualUp”时，可以通过连接的USB MIDI键盘演奏UPPER声部，也可以通过本乐器的键盘演奏LOWER声部。

## Live Set页面扩展

Live Set页面从20页扩展到40页。

当顶部屏幕显示时，您可以通过按住[EXIT]按钮并按下PAGE [-]或PAGE [+]按钮来一次更改10个Live Set页面。

### 注

即使Live Set页面是使用2.0版本创建的，具有旧固件版本的乐器也最多只能加载20个Live Set页面。

# 新增Live Set Sounds (现场设置声音)

添加了使用新效果类型的Live Set Sounds (现场设置声音)。  
一些Live Set Sounds (现场设置声音) 已经过修改。  
颜色突出显示的部分 (■) 是那些已从以前的版本添加或更改的部分。

## Live Set Sound (现场设置声音) 一览表V2.00

### YC61

Page	No	Name	Split Point	Section	Voice Name	MSB	LSB	PC
1	1	Drawbar Soul	C3	Organ	H4	63	0	1
				Key A	-			
				Key B	-			
1	2	Rock Organ	G2	Organ	H2	63	0	2
				Key A	-			
				Key B	-			
1	3	78Rd Smooth EP	G2	Organ	-	63	0	3
				Key A	78Rd			
				Key B	-			
1	4	Live Reed	G2	Organ	-	63	0	4
				Key A	Wr Wide			
				Key B	-			
1	5	CFX Grand	G2	Organ	-	63	0	5
				Key A	CFX			
				Key B	-			
1	6	U1Upright-Felt	G2	Organ	-	63	0	6
				Key A	U1			
				Key B	Felt Piano			
1	7	FM Brass-DX EP	G2	Organ	-	63	0	7
				Key A	FM Brass			
				Key B	FM DX EP			
1	8	Super DX EP	G2	Organ	-	63	0	8
				Key A	FM DX EP			
				Key B	FM Pf's Heart			
2	1	70sTimes-CF3-Or	G2	Organ	H4	63	1	1
				Key A	74Rd Stage			
				Key B	Live CF3			
2	2	Gospel Trio	G2	Organ	H4	63	1	2
				Key A	Live CF3			
				Key B	DX E. Piano 1			
2	3	Vintage 60-70s	G2	Organ	-	63	1	3
				Key A	67Rd Dark			
				Key B	74Rd Stage			
2	4	Retro Keys	G2	Organ	-	63	1	4
				Key A	Wr Wide			
				Key B	-			
2	5	CFX2 Grand	G2	Organ	-	63	1	5
				Key A	CFX2			
				Key B	-			
2	6	Hamburg-AnaPad	G2	Organ	-	63	1	6
				Key A	Hamburg Grand			
				Key B	Analog Pad			
2	7	C7-Analog Pad	G2	Organ	-	63	1	7
				Key A	C7			
				Key B	Analog Pad			
2	8	FM EP-Pno Synth	G2	Organ	-	63	1	8
				Key A	FM Piano DA			
				Key B	Piano Synth			
3	1	FM Church Organ	G2	Organ	-	63	2	1
				Key A	FM Warm Pad			
				Key B	FM Warm Pad			
3	2	Light Organ	G2	Organ	F2	63	2	2
				Key A	78Rd			
				Key B	-			
3	3	SuperClav>WahPe	G2	Organ	-	63	2	3
				Key A	Clavi B			
				Key B	FM PowerClavi			
3	4	CP80-BrightCFX	G2	Organ	-	63	2	4
				Key A	CP80 Stage			
				Key B	CFX			

Page	No	Name	Split Point	Section	Voice Name	MSB	LSB	PC
3	5	Tape Flutes	G2	Organ	-	63	2	5
				Key A	Tape Flute			
				Key B	Tape Strings			
3	6	Village Strings	G2	Organ	-	63	2	6
				Key A	Marcato Str			
				Key B	Analog Pad			
3	7	80s Power Synth	G2	Organ	-	63	2	7
				Key A	OB Brass 1			
				Key B	Synth Brass 2			
3	8	70sFusionBrass	G2	Organ	-	63	2	8
				Key A	Synth Brass 2			
				Key B	FM Brass			

### YC73

Page	No	Name	Split Point	Section	Voice Name	MSB	LSB	PC
1	1	78Rd Smooth EP	G2	Organ	-	63	0	1
				Key A	78Rd			
				Key B	-			
1	2	Live Reed	G2	Organ	-	63	0	2
				Key A	Wr Wide			
				Key B	-			
1	3	Drawbar Soul	C3	Organ	H4	63	0	3
				Key A	-			
				Key B	-			
1	4	Rock Organ	G2	Organ	H2	63	0	4
				Key A	-			
				Key B	-			
1	5	CFX Grand	G2	Organ	-	63	0	5
				Key A	CFX			
				Key B	-			
1	6	U1Upright-Felt	G2	Organ	-	63	0	6
				Key A	U1			
				Key B	Felt Piano			
1	7	FM Brass-DX EP	G2	Organ	-	63	0	7
				Key A	FM Brass			
				Key B	FM DX EP			
1	8	Super DX EP	G2	Organ	-	63	0	8
				Key A	FM DX EP			
				Key B	FM Pf's Heart			
2	1	Vintage 60-70s	G2	Organ	-	63	1	1
				Key A	67Rd Dark			
				Key B	74Rd Stage			
2	2	Retro Keys	G2	Organ	-	63	1	2
				Key A	Wr Wide			
				Key B	-			
2	3	70sTimes-CF3-Or	G2	Organ	H4	63	1	3
				Key A	74Rd Stage			
				Key B	Live CF3			
2	4	Gospel Trio	G2	Organ	H4	63	1	4
				Key A	Live CF3			
				Key B	DX E. Piano 1			
2	5	CFX2 Grand	G2	Organ	-	63	1	5
				Key A	CFX2			
				Key B	-			
2	6	Hamburg-AnaPad	G2	Organ	-	63	1	6
				Key A	Hamburg Grand			
				Key B	Analog Pad			



Page	No	Name	Split Point	Section	Voice Name	MSB	LSB	PC
2	7	C7-Analog Pad	G2	Organ	-	63	1	7
				Key A	C7			
				Key B	Analog Pad			
2	8	FM EP-Pno Synth	G2	Organ	-	63	1	8
				Key A	FM Piano DA			
				Key B	Piano Synth			
3	1	SuperClav>WahPe	G2	Organ	-	63	2	1
				Key A	Clavi B			
				Key B	FM PowerClavi			
3	2	CP80-BrightCFX	G2	Organ	-	63	2	2
				Key A	CP80 Stage			
				Key B	CFX			
3	3	FM Church Organ	G2	Organ	-	63	2	3
				Key A	FM Warm Pad			
				Key B	FM Warm Pad			
3	4	Light Organ	G2	Organ	F2	63	2	4
				Key A	78Rd			
				Key B	-			
3	5	Tape Flutes	G2	Organ	-	63	2	5
				Key A	Tape Flute			
				Key B	Tape Strings			
3	6	Village Strings	G2	Organ	-	63	2	6
				Key A	Marcato Str			
				Key B	Analog Pad			
3	7	80s Power Synth	G2	Organ	-	63	2	7
				Key A	OB Brass 1			
				Key B	Synth Brass 2			
3	8	70sFusionBrass	G2	Organ	-	63	2	8
				Key A	Synth Brass 2			
				Key B	FM Brass			

## YC88

Page	No	Name	Split Point	Section	Voice Name	MSB	LSB	PC
1	1	CFX Grand	G2	Organ	-	63	0	1
				Key A	CFX			
				Key B	-			
1	2	U1Upright-Felt	G2	Organ	-	63	0	2
				Key A	U1			
				Key B	Felt Piano			
1	3	78Rd Smooth EP	G2	Organ	-	63	0	3
				Key A	78Rd			
				Key B	-			
1	4	Live Reed	G2	Organ	-	63	0	4
				Key A	Wr Wide			
				Key B	-			
1	5	Drawbar Soul	C3	Organ	H4	63	0	5
				Key A	-			
				Key B	-			
1	6	Rock Organ	G2	Organ	H2	63	0	6
				Key A	-			
				Key B	-			
1	7	FM Brass-DX EP	G2	Organ	-	63	0	7
				Key A	FM Brass			
				Key B	FM DX EP			
1	8	Super DX EP	G2	Organ	-	63	0	8
				Key A	FM DX EP			
				Key B	FM Pf's Heart			
2	1	CFX2 Grand	G2	Organ	-	63	1	1
				Key A	CFX2			
				Key B	-			
2	2	Hamburg-AnaPad	G2	Organ	-	63	1	2
				Key A	Hamburg Grand			
				Key B	Analog Pad			
2	3	C7-Analog Pad	G2	Organ	-	63	1	3
				Key A	C7			
				Key B	Analog Pad			
2	4	FM EP-Pno Synth	G2	Organ	-	63	1	4
				Key A	FM Piano DA			
				Key B	Piano Synth			

Page	No	Name	Split Point	Section	Voice Name	MSB	LSB	PC
2	5	Vintage 60-70s	G2	Organ	-	63	1	5
				Key A	67Rd Dark			
				Key B	74Rd Stage			
2	6	Retro Keys	G2	Organ	-	63	1	6
				Key A	Wr Wide			
				Key B	-			
2	7	70sTines-CF3-Or	G2	Organ	H4	63	1	7
				Key A	74Rd Stage			
				Key B	Live CF3			
2	8	Gospel Trio	G2	Organ	H4	63	1	8
				Key A	Live CF3			
				Key B	DX E.Piano 1			
3	1	CP80-BrightCFX	G2	Organ	-	63	2	1
				Key A	CP80 Stage			
				Key B	CFX			
3	2	SuperClav>WahPe	G2	Organ	-	63	2	2
				Key A	Clavi B			
				Key B	FM PowerClavi			
3	3	FM Church Organ	G2	Organ	-	63	2	3
				Key A	FM Warm Pad			
				Key B	FM Warm Pad			
3	4	Light Organ	G2	Organ	F2	63	2	4
				Key A	78Rd			
				Key B	-			
3	5	Tape Flutes	G2	Organ	-	63	2	5
				Key A	Tape Flute			
				Key B	Tape Strings			
3	6	Village Strings	G2	Organ	-	63	2	6
				Key A	Marcato Str			
				Key B	Analog Pad			
3	7	80s Power Synth	G2	Organ	-	63	2	7
				Key A	OB Brass 1			
				Key B	Synth Brass 2			
3	8	70sFusionBrass	G2	Organ	-	63	2	8
				Key A	Synth Brass 2			
				Key B	FM Brass			

## YC88/YC73/YC61

Page	No	Name	Split Point	Section	Voice Name	MSB	LSB	PC
19	1	CFX2	G2	Organ	-	63	18	1
				Key A	CFX2			
				Key B	-			
19	2	CFX2/EP	G2	Organ	-	63	18	2
				Key A	CFX2			
				Key B	78Rd			
19	3	CFX2 Cinema	G2	Organ	-	63	18	3
				Key A	CFX2			
				Key B	Slow Strings			
19	4	GS E.Piano	G2	Organ	-	63	18	4
				Key A	GS E.Piano M			
				Key B	-			
19	5	GS Church	G2	Organ	H4	63	18	5
				Key A	GS PipeOrgan			
				Key B	GS PipeOrgan			
19	6	GS Spit Brass	G2	Organ	-	63	18	6
				Key A	GS Brass			
				Key B	GS Brass			
19	7	Double Pad	G2	Organ	-	63	18	7
				Key A	FM Saw Pad			
				Key B	Analog Pad			
19	8	Wet Sweep	G2	Organ	-	63	18	8
				Key A	Mystic Pad			
				Key B	FM FrnchTines			

# 新增Voice (音色)

## YC88/YC73/YC61 V2.00

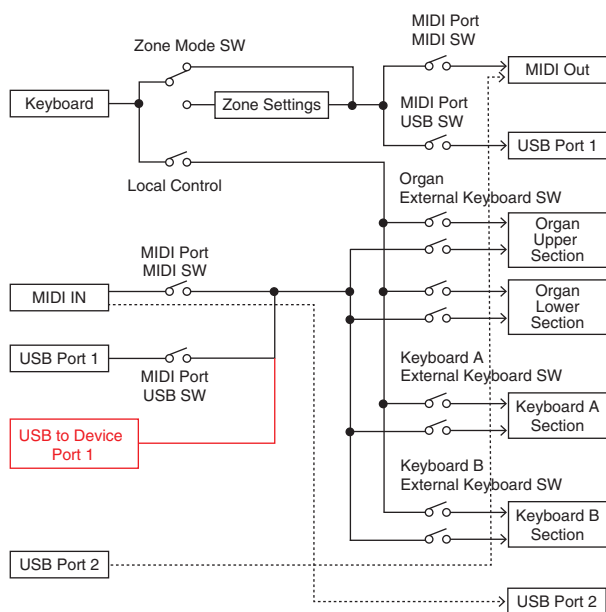
Section	Category	Sub Category	No.	Name	Parameter Value (*)
Keys A/B	Piano	Grand	7	CFX2	192
	Synth	VintageFM	91	GS A.Piano	193
			92	GS E.Piano M	194
			93	GS E.Piano W	195
			94	GS Harpsi	196
			95	GS Brass	197
			96	GS Vibe	198
			97	GS Celeste	199
			98	GS PipeOrgan	200

# Data List更新

Data List已更新。

# MIDI Data Format

## (4) SYSTEM OVERVIEW (Keyboard and Tone Generator)



USB Port 2 is enabled when 'MIDI Port MIDI SW = OFF'  
and 'MIDI Port USB SW = ON'

ALL SOUND OFF clears all the sounds in the specific channel(s) played by both the keyboard and the data via MIDI.  
ALL NOTES OFF received via MIDI clears the sounds in the specific channel(s) played via MIDI.

USB to Device Port 1 is only for receiving data, not for transmitting.

# MIDI Data Table (YC61)

颜色突出显示的部分 ( ) 是那些已从以前的版本添加或更改的部分。

## Bank Select

MSB		LSB		Program No.	Type	Memory	Description
DEC	HEX	DEC	HEX				
63	3F	0	00	0 - 7	Live Set Sound	User	Live Set Page 1
		1	01	0 - 7		User	Live Set Page 2
		2	02	0 - 7		User	Live Set Page 3
		3	03	0 - 7		User	Live Set Page 4
		4	04	0 - 7		User	Live Set Page 5
		5	05	0 - 7		User	Live Set Page 6
		6	06	0 - 7		User	Live Set Page 7
		7	07	0 - 7		User	Live Set Page 8
		8	08	0 - 7		User	Live Set Page 9
		9	09	0 - 7		User	Live Set Page 10
		10	0A	0 - 7		User	Live Set Page 11
		11	0B	0 - 7		User	Live Set Page 12
		12	0C	0 - 7		User	Live Set Page 13
		13	0D	0 - 7		User	Live Set Page 14
		14	0E	0 - 7		User	Live Set Page 15
		15	0F	0 - 7		User	Live Set Page 16
		16	10	0 - 7		User	Live Set Page 17
		17	11	0 - 7		User	Live Set Page 18
		18	12	0 - 7		User	Live Set Page 19
		19	13	0 - 7		User	Live Set Page 20
		20	14	0 - 7		User	Live Set Page 21
		21	15	0 - 7		User	Live Set Page 22
		22	16	0 - 7		User	Live Set Page 23
		23	17	0 - 7		User	Live Set Page 24
		24	18	0 - 7		User	Live Set Page 25
		25	19	0 - 7		User	Live Set Page 26
		26	1A	0 - 7		User	Live Set Page 27
		27	1B	0 - 7		User	Live Set Page 28
		28	1C	0 - 7		User	Live Set Page 29
		29	1D	0 - 7		User	Live Set Page 30
		30	1E	0 - 7		User	Live Set Page 31
		31	1F	0 - 7		User	Live Set Page 32
		32	20	0 - 7		User	Live Set Page 33
		33	21	0 - 7		User	Live Set Page 34
		34	22	0 - 7		User	Live Set Page 35
		35	23	0 - 7		User	Live Set Page 36
		36	24	0 - 7		User	Live Set Page 37
		37	25	0 - 7		User	Live Set Page 38
		38	26	0 - 7		User	Live Set Page 39
		39	27	0 - 7		User	Live Set Page 40

## Parameter Base Address

Group Number = 7F 1C, Model ID = 09

Parameter Block	Top Address			Description
	High	Mid	Low	
System	20	00	00	System
	20	40	00	Master EQ
	00	7F	00	Soundmondo Format Version
BULK CONTROL	0E	00	00	Header
	0F	00	00	Footer
STORE TO FLASH	0D	00	00	Store To Flash
Live Set Sound	46	00	00	Common
Zone	4A	zz	00	Zone (zz: 00 - 03)
Organ Section	50	00	00	Common
	50	1p	00	Part (p: 0 - 1 (0: UPPER, 1: LOWER))
Keys Sections	60	0s	00	Section (s: 0 - 1 (0: A, 1: B))

## Bulk Dump Block

"Top Address" indicates the top address of each block designated by the bulk dump operation. "Byte Count" indicates the data size contained in each block designated by the bulk dump operation.

The block from the Bulk Header to the Bulk Footer of the Live Set Sound can be received regardless of their order; however, they cannot be received if an irrelevant Block is included. To execute 1 Live Set Sound bulk dump request, designate its corresponding Bulk Header address.

For information about "pp" and "n" shown in the following list, refer to the MIDI PARAMETER CHANGE TABLE (BULK CONTROL).

Group Number = 7F 1C, Model ID = 09

Parameter Block	Description	Byte Count		Top Address		
		DEC	HEX	High	Mid	Low
System	System	49	31	20	00	00
	Master EQ	20	14	20	40	00
Live Set Sound	Bulk Header	0	00	0E	pp	0n
	Soundmondo Format Version	4	04	00	7F	00
	Master EQ	20	14	20	40	00
	Common	1	01	46	00	00
	Zone	Zone 1	16	10	4A	00 00
		:			:	
		Zone 4			03	
	Organ Section	Organ Section Common	36	24	50	00 00
		Organ Section Part Upper	20	14	50	10
		Organ Section Part Lower	20	14	50	11
	Keys Sections	Key A Section	58	3A	60	00 00
		Key B Section	58	3A		01
	Bulk Footer	0	00	0F	pp	0n

Message Type	Data
Parameter Change	F0, 43, 1n, gh, gl, id, ah, am, al, dt, ... F7
Parameter Request	F0, 43, 3n, gh, gl, id, ah, am, al F7
Bulk Dump	F0, 43, 0n, gh, gl, bh, bl, id, ah, am, al, dt, ..., cc, F7
Bulk Request	F0, 43, 2n, gh, gl, id, ah, am, al, F7

n: Device Number  
gh: Group Number High  
gl: Group Number Low  
bh: Byte Count High  
bl: Byte Count Low  
id: Model ID  
ah: Parameter Address High  
am: Parameter Address Middle  
al: Parameter Address Low  
dt: Data  
cc: Data Checksum

## MIDI PARAMETER CHANGE TABLE (BULK CONTROL)

Group Number = 7F 1C, Model ID = 09

Address			Size	Data Range (HEX)	Parameter Name	Description	Default (HEX)	Notes
High	Mid	Low						
0E	pp	0n	1	-	Bulk Header	Live Set Sound User (pp = 0 – 39, n = 0 – 7)	-	
	7F	00	1	-		Current Sound Buffer	-	
0F	pp	0n	1	-	Bulk Footer	Live Set Sound User (pp = 0 – 39, n = 0 – 7)	-	
	7F	00	1	-		Current Sound Buffer	-	

## SYSTEM

### System Common

Group Number = 7F 1C, Model ID = 09

Address			Size	Data Range	Parameter Name	Description	Default (HEX)	Notes
High	Mid	Low						
20	00	00	1		reserved			
		01	1		reserved			
		02	4	00 – 00 00 – 07 00 – 0F 00 – 0F	Master Tune	414.72 – 466.78 [Hz] 1st bit3-0: bit15-12 2nd bit3-0: bit11-8 3rd bit3-0: bit 7-4 4th bit3-0: bit 3-0	00 04 00 00	
		06	1	3D – 43	Keyboard Octave Shift	-3 – 0 – +3	40	
		07	1	34 – 4C	Keyboard Transpose	-12 – +12 [semitones]	40	
		08	1	00 – 01	Controller Reset	Hold, Reset	01	
		09	1	00 – 01	Local Control	Off, On	01	
		0A	1	00 – 0F, 7F	Tx Channel	1 – 16, Off	00	
		0B	1	00 – 10	Rx Channel	1 – 16, All	00	
		0C	1	00 – 03	MIDI Control	Off, On, Invert	00	
		0D	1	00 – 01	Section SW Mode	Realtime, Next-Key	00	
		0E	1	38 – 48	Output Gain	-24 – 0 – +24 [dB]	40	In 3 dB increments
		0F	1		reserved			
		10	1	00 – 04	Keyboard Touch Curve	Normal, Soft, Hard, Wide, Fixed	00	
		11	1	01 – 7F	Keyboard Fixed Velocity	1 – 127	40	
		12	1	00 – 01	Transmit/Receive Bank Select	Off, On	01	
		13	1	00 – 01	Transmit/Receive Program Change	Off, On	01	
		14	1		reserved			
		15	1	00 – 01	MIDI In/Out	Off, On	01	
		16	1	00 – 01	USB In/Out	Off, On	01	
		17	1		reserved			
		18	1		reserved			
		19	1	00 – 01	Display Lights Section	Off, On	01	
		1A	1	00 – 01	Display Lights Ins Effect	Off, On	01	
		1B	1	00 – 01	Display Lights LCD	Off, On	01	
		1C	1		reserved			
		1D	1		reserved			
		1E	1	00 – 01	Value Indication	Off, On	01	
		1F	1	00 – 01	Drawbar Mode	Jump, Catch	00	
		20	1	00 – 01	SW Direction	Default, Reverse	00	
		21	1		reserved			
		22	1	00 – 3F	LCD Contrast	1 – 63	20	
		23	1	00 – 01	Panel Lock Live Set	Off, On	01	
		24	1	00 – 01	Panel Lock Organ/Keys	Off, On	01	
		25	1	00 – 01	Panel Lock Effect/Sp Amp/Reverb	Off, On	01	
		26	1	00 – 01	Panel Lock Master EQ	Off, On	01	

Address			Size	Data Range	Parameter Name	Description	Default (HEX)	Notes
High	Mid	Low						
		27	1	00 – 01	Rotary Speaker Speed	Change, Hold	00	
		28	1	00 – 01	Section Hold	Disable, Enable	00	
		29	1	00 – 01	Live Set View Mode	Close, Keep	00	
		2A	1	00 – 27	Power On Page	1 – 40	00	
		2B	1	00 – 07	Power On Sound	1 – 8	00	
		2C	1	00 – 79	FS Control Number	Off, 1 – 119, 120 (Live Set +), 121 (Live Set -)	78	
		2D	1	00 – 01	EG/Filter Reset	Off, On	01	
		2E	1		reserved			
		2F	1	00 – 7F	USB Audio Volume	0 – 127	40	
		30	1	00 – 02	Sustain Pedal Select	FC3A (Half On), FC3A (Half Off), FC4A/5	00	

TOTAL SIZE = 49 31 (HEX)

### System MEQ

Address			Size	Data Range	Parameter Name	Description	Default (HEX)	Notes
High	Mid	Low						
20	40	00	1	34 – 4C	Low Gain	-12dB – +12dB	40	
		01	1		reserved			
		02	1		reserved			
		03	1		reserved			
		04	1		reserved			
		05	1		reserved			
		06	1		reserved			
		07	1		reserved			
		08	1	34 – 4C	Mid Gain	-12dB – +12dB	40	
		09	1	0E – 36	Mid Frequency	100Hz – 10kHz	1C	
		0A	1		reserved			
		0B	1		reserved			
		0C	1		reserved			
		0D	1		reserved			
		0E	1		reserved			
		0F	1		reserved			
		10	1	34 – 4C	High Gain	-12dB – +12dB	40	
		11	1		reserved			
		12	1		reserved			
		13	1	00 – 01	EQ On/Off	Off, On	01	

TOTAL SIZE = 20 14 (HEX)

### Soundmondo Format Version

Address			Size	Data Range	Parameter Name	Description	Default (HEX)	Notes
High	Mid	Low						
00	7F	00	1	00 – 7F	Soundmondo Format Version Major		01	
			1	00 – 7F	Soundmondo Format Version Minor		01	
			1	00 – 7F	Soundmondo Format Version Bugfix		00	
			1		reserved		00	

TOTAL SIZE = 4 4 (HEX)

# LIVE SET SOUND

## Common

Group Number = 7F 1C, Model ID = 09

Address			Size	Data Range	Parameter Name	Description	Default (HEX)	Notes
High	Mid	Low					YC61	
46	00	00	1	20 – 7F	Live Set Sound Name 1	32 – 127 (ASCII)	40	'l'
		01	1	20 – 7F	Live Set Sound Name 2	32 – 127 (ASCII)	6E	'n'
		02	1	20 – 7F	Live Set Sound Name 3	32 – 127 (ASCII)	69	'i'
		03	1	20 – 7F	Live Set Sound Name 4	32 – 127 (ASCII)	74	't'
		04	1	20 – 7F	Live Set Sound Name 5	32 – 127 (ASCII)	20	''
		05	1	20 – 7F	Live Set Sound Name 6	32 – 127 (ASCII)	53	'S'
		06	1	20 – 7F	Live Set Sound Name 7	32 – 127 (ASCII)	6F	'o'
		07	1	20 – 7F	Live Set Sound Name 8	32 – 127 (ASCII)	75	'u'
		08	1	20 – 7F	Live Set Sound Name 9	32 – 127 (ASCII)	6E	'n'
		09	1	20 – 7F	Live Set Sound Name 10	32 – 127 (ASCII)	64	'd'
		0A	1	20 – 7F	Live Set Sound Name 11	32 – 127 (ASCII)	20	
		0B	1	20 – 7F	Live Set Sound Name 12	32 – 127 (ASCII)	20	
		0C	1	20 – 7F	Live Set Sound Name 13	32 – 127 (ASCII)	20	
		0D	1	20 – 7F	Live Set Sound Name 14	32 – 127 (ASCII)	20	
		0E	1	20 – 7F	Live Set Sound Name 15	32 – 127 (ASCII)	20	
		0F	1	02	Bulk Format Version	2	02	
		10	1	00 – 01	Live Set EQ Mode Switch	Off, On	00	
		11	1	00 – 01	Zone Mode Switch	Off, On	00	
		12	1	00 – 01	Advanced Zone Mode Switch	Off, On	00	
		13	2	00 – 12 00 – 60	Tempo	42.0 – 240.0	0704	
		15	1	34 – 4C	Sound Transpose	-12 – +12	40	
		16	1	01 – 7F	Split Point	C#-2 – G8	37	
		17	1		reserved			
		18	1	00 – 01	Bend Lever Mode	Pitch Bend, Rotary S/F	00	
		19	1	00 – 3F, 41, 43 – 77	Modulation Lever Assign	Off, 1 – 63, 65, 67 – 119, 120 (USB Audio Volume)	01	Sustain (= 64), and Sostenuto (= 66) cannot be assigned
		1A	1	00 – 7F	Modulation Lever Limit Low	0 – 127	00	
		1B	1	00 – 7F	Modulation Lever Limit High	0 – 127	7F	
		1C	1	00 – 3F, 41, 43 – 78	FC1 Assign	Off, 1 – 63, 65, 67 – 119, 120 (USB Audio Volume)	0B	Sustain (= 64), and Sostenuto (= 66) cannot be assigned
		1D	1	00 – 7F	FC1 Limit Low	0 – 127	00	
		1E	1	00 – 7F	FC1 Limit High	0 – 127	7F	
		1F	1	00 – 3F, 41, 43 – 78	FC2 Assign	Off, 1 – 63, 65, 67 – 119, 120 (USB Audio Volume)	04	Sustain (= 64), and Sostenuto (= 66) cannot be assigned
		20	1	00 – 7F	FC2 Limit Low	0 – 127	00	
		21	1	00 – 7F	FC2 Limit High	0 – 127	7F	
		22	1	00 – 01	Sustain Pedal Mode	Sustain, Rotary S/F	00	
		23	1		reserved			
		24	1		reserved			
		25	1	00 – 02	Keys A/B Select	A, B, A+B	00	
		26	1	00 – 01	Reverb Switch	Off, On	00	
		27	1	00 – 03	Reverb Depth Knob Section Select	All, Organ, Keys A, Keys B	01	

Address			Size	Data Range	Parameter Name	Description	Default (HEX)	Notes
High	Mid	Low					YC61	
		28	1		reserved			
		29	1		reserved			
		2A	1	00 – 01	Effect Switch	Off, On	00	
		2B	1	00 – 15, 17 – 1F, 21 – 25	Effect Type	*1	00	*2
		2C	1	00 – 02	Effect Section Select	Organ, Keys A, Keys B	00	
		2D	1	00 – 7F	Effect Depth	0 – 127	40	
		2E	1	00 – 7F	Effect Rate	0 – 127	40	
		2F	1	00 – 0E	Effect Tempo Delay Time	1/32 Tri., 1/64 Dot., 1/32, 1/16 Tri., 1/32 Dot., 1/16, 1/8 Tri., 1/16 Dot., 1/8, 1/4 Tri., 1/8 Dot., 1/4, 1/2 Tri., 1/4 Dot., 1/2	0B	
		30	1	00 – 01	Effect Looper Delay Rec Switch	Off, On	01	
		31	1	00 – 01	Speaker/Amp Switch	Off, On	01	
		32	1	00 – 05	Speaker/Amp Type	Rotary Speaker A, Rotary Speaker B, UK Lead, UK Crunch, US Double, US Case	00	
		33	1	00 – 02	Speaker/Amp Section Select	Organ, Keys A, Keys B	00	
		34	1	00 – 7F	Speaker/Amp Drive	0 – 127	40	
		35	1	00 – 7F	Speaker/Amp Tone	0 – 127	40	
		36	1	00 – 01	Rotary Speaker Slow/Fast	Slow, Fast	00	
		37	1	00 – 01	Rotary Speaker Rotation Switch	Off, On	01	
		38	1	00 – 7F	Rotary Speaker Horn Level	0 – 127	40	
		39	1	00 – 7F	Rotary Speaker Rotor Level	0 – 127	40	
		3A	1	01 – 7F	Rotary Speaker Horn Speed Fast	209.4 – 817.6 [rpm]	40	
		3B	1	01 – 7F	Rotary Speaker Rotor Speed Fast	189.3 – 736.8 [rpm]	40	
		3C	1	01 – 7F	Rotary Speaker Horn Speed Slow	23.0 – 89.6 [rpm]	40	
		3D	1	01 – 7F	Rotary Speaker Rotor Speed Slow	22.7 – 88.3 [rpm]	40	
		3E	1	0E – 7F	Rotary Speaker Horn Acceleration	0.21 – 1.00 – 2.00	53	
		3F	1	0E – 7F	Rotary Speaker Rotor Acceleration	0.21 – 1.00 – 2.00	40	
		40	1	0E – 7F	Rotary Speaker Horn Deceleration	0.21 – 1.00 – 2.00	53	
		41	1	0E – 7F	Rotary Speaker Rotor Deceleration	0.21 – 1.00 – 2.00	40	
		42	1	00 – 01	Rotary Speaker Stereo/Mono	Stereo, Mono	00	
		43	1	00 – 01	Background Noise Switch	Off, On	01	
		44	1	00 – 7F	Background Noise Level	0 – 127	40	
		45	1	00 – 02	Rotary Speaker Slot A Type	Studio, Classic, Overdrive	00	*3
		46	1	00 – 02	Rotary Speaker Slot B Type	Studio, Classic, Overdrive	01	*3
		47	1		reserved			

TOTAL SIZE = 72 48 (HEX)

\*1: G Chorus, SPX Chorus, Symphonic, 816 Chorus, VCM Flanger, Cross FB Flanger, VCM Stereo Phaser, Small Phaser, Max90, Dual Phaser, Tremolo, Auto Pan, Simple Rotary, British Combo, British Lead, Small Stereo, Compressor, Auto Wah, Touch Wah, Pedal Wah, Cross Delay, Tempo Delay, Analog Delay, Looper Delay, Room Reverb, Hall Reverb, Reverse Reverb, Lo-Fi, Ring Modulator, Slicer, LP Filter, Harmonic Enhancer, Tone Control, 1 Band EQ Narrow, 1 Band EQ Wide, GS1 Ensemble

\*2: For the LED indication, refer to the Insertion Effect Type List in the YC61 Owner's Manual.

\*3: Classic = Rotary Speaker A in the previous version

Overdrive = Rotary Speaker B in the previous version

When receiving MIDI bulk data of the previous version, "Classic" is set to Slot A Type while "Overdrive" is set to Slot B Type.

## ZONE

### Zone 1-4

zz: Zone Number, 00 – 03 (HEX)

Group Number = 7F 1C, Model ID = 09

Address			Size	Data Range	Parameter Name	Description	Default (HEX)	Notes
High	Mid	Low					YC61	
4A	zz	00	1	00 – 01	Zone Switch	Off, On	00 – 01	With the default settings, only the Zone 1 is set to "on."
		01	1	00 – 0F	Transmit Channel	1 – 16	00 – 03	Default settings: Zone1(0), Zone2(1), Zone3(2), Zone4(3)
		02	1	3D – 43	Transpose (Octave)	-3 – +3	40	
		03	1	35 – 4B	Transpose (Semitone)	-11 – +11	40	
		04	1	00 – 7F	Note Limit Low	C-2 – G8	00	The upper limit will be determined with "Note Limit High."
		05	1	00 – 7F	Note Limit High	C-2 – G8	7F	The lower limit will be determined with "Note Limit Low."
		06	1		reserved			
		07	1	00 – 7F	MIDI Volume	0 – 127	7F	
		08	1	00 – 7F	MIDI Pan	L64 – C – R63	40	
		09	1	00 – 7F	MIDI Bank MSB	0 – 127	00	
		0A	1	00 – 7F	MIDI Bank LSB	0 – 127	00	
		0B	1	00 – 7F	MIDI Program Number	1 – 128	00	
		0C	1	00 – 1F	Transmit Bank Select Transmit Mod Program Change Transmit Volume Transmit Pan Transmit Note	bit0: Off, On Bank Select bit1: Off, On Program Change bit2: Off, On Volume bit3: Off, On Pan bit4: Off, On Note	1F	CC#11 (Expression) will not be transmitted when the Volume is set to "off."
		0D	1	00 – 3F	Transmit PB Transmit Mod Transmit FC1 Transmit FC2 Transmit FS Transmit Sus	bit0: Off, On PB bit1: Off, On Mod bit2: Off, On FC1 bit3: Off, On FC2 bit4: Off, On FS bit5: Off, On Sus	3F	
		0E	1		reserved			
		0F	1		reserved			

TOTAL SIZE = 16 10 (HEX)

## Organ Section

### Organ Section Common

Group Number = 7F 1C, Model ID = 09

Address			Size	Data Range	Parameter Name	Description	Default (HEX)	Notes
High	Mid	Low					YC61	
50	00	00	2	00 – 01 00 – 3E	Voice Number	H1, H2, H3, H4, F1, F2, F3, F4, F5, F6 1st bit6-0 → bit13-7 2nd bit6-0 → bit6-0	00 00	*3
		02	1	00 – 01	Section Switch	Off, On	01	
		03	1	00 – 01	Part Select	Upper, Lower	00	
		04	1	00 – 03	Split Mode	Off, L&U, Upper, Lower	00	
		05	1	00 – 7F	Section Volume	0 – 127	7F	
		06	1	00 – 7F	Pre Drive	0 – 127	00	
		07	1	01 – 7F	Pan	L63 – C – R63	40	
		08	1	28 – 58	Pitch Bend Range	-24 – 0 – +24	42	
		09	1	00 – 7F	Pitch Modulation Depth	0 – 127	0A	*1
		0A	1	00 – 7F	Pitch Modulation Speed	-64 – +63	40	*1

Address			Size	Data Range	Parameter Name	Description	Default (HEX)	Notes
High	Mid	Low					YC61	
		0B	1	00 – 7F	Pitch Modulation Initial	0 – 127	00	*1
		0C	1	00 – 01	Receive Expression	Off, On	01	
		0D	1	00 – 01	Receive Sustain	Off, On	01	
		0E	1	00 – 01	Receive Sostenuato	Off, On	01	
		0F	1		reserved			
		10	1	00 – 04	External Keyboard	External + Internal, External Only, 2 manual (Upper), 2 manual (Lower), Off	00	
		11	1		reserved			
		12	1		reserved			
		13	1	00 – 01	Percussion Switch	Off, On	00	*2
		14	1	00 – 01	Percussion Type	3rd, 2nd	00	*2
		15	1	00 – 01	Percussion Decay	Slow, Fast	00	*2
		16	1	00 – 01	Percussion Volume	Soft, Normal	01	*2
		17	1	00 – 01	Percussion Link to 1feet	Off, On	01	*2
		18	1		reserved			
		19	1		reserved			
		1A	1	00 – 05	Vibrato/Chorus Type	V1, C1, V2, C2, V3, C3	05	
		1B	1		reserved			
		1C	1	00 – 7F	Leak Level	0 – 127	40	*2
		1D	1	00 – 7F	Key Click Level	0 – 127	40	*2
		1E	1		reserved			
		1F	1	00 – 01	Expression Type	Drive+Volume, Volume	00	*2
		20	1		reserved			
		21	1	00 – 02	FM Drawbar Color Type	1 Color, 2 Colors, 3 Colors	02	*1
		22	1		reserved			
		23	1	00 – 7F	Reverb Depth	0 – 127	00	

TOTAL SIZE = 36 24 (HEX)

\*1: Effective only when the FM organ type (F1–F6) is selected.

\*2: Effective only when the VCM organ type (H1–H4) is selected.

\*3: 0 = H1, 1 = H2, 2 = H3, 190 = H4, 3 = F1, 4 = F2, 5 = F3, 149 = F4, 150 = F5, 151 = F6

## Organ Section Part Upper/Lower

p: Part number, 0-1 (0: Upper, 1: Lower)

Address			Size	Data Range	Parameter Name	Description	Default (HEX)	Notes
High	Mid	Low					YC61	
50	1p	00	1		reserved			
		01	1		reserved			
		02	1	3E – 42	Octave Shift	-2 – 0 – +2	40	
		03	1		reserved			
		04	1	00 – 7F	Drawbar 16'	0 – 127	7F	Correspondence between drawbar position and parameter value 0: 0 1: 1 - 18 2: 19 - 36 3: 37 - 54 4: 55 - 72 5: 73 - 90 6: 91 - 108 7: 109 - 126 8: 127
		05	1	00 – 7F	Drawbar 5 1/3'	0 – 127	7F	
		06	1	00 – 7F	Drawbar 8'	0 – 127	7F	
		07	1	00 – 7F	Drawbar 4'	0 – 127	00	
		08	1	00 – 7F	Drawbar 2 2/3'	0 – 127	00	
		09	1	00 – 7F	Drawbar 2'	0 – 127	00	
		0A	1	00 – 7F	Drawbar 1 3/5'	0 – 127	00	
		0B	1	00 – 7F	Drawbar 1 1/3'	0 – 127	00	
		0C	1	00 – 7F	Drawbar 1'	0 – 127	00	
		0D	1	00 – 06	Drawbar Color	1: White, 2: Red, 3: Yellow, 4: Green, 5: Cyan, 6: Blue, 7: Magenta	00	
		0E	1		reserved			
		0F	1		reserved			
		10	1		reserved			
		11	1		reserved			
		12	1	00 – 01	Vibrato/Chorus Switch	Off, On	00	*1
		13	1		reserved			

TOTAL SIZE = 20 14 (HEX)

\*1: When an FM Voice (F1–F6) is selected, Upper and Lower are linked with the same setting.



# Keys Sections

## Key A/Key B Section

s: Section number, 0-1 (0: A, 1: B)

Group Number = 7F 1C, Model ID = 09

Address			Size	Data Range	Parameter Name	Description	Default (HEX)	Notes
High	Mid	Low					YC61	
60	0s	00	1	00 – 03	Current Category	Piano, E.Piano, Synth, Others	A: 00, B: 02	
		01	2	00 – 01 06 – 3F	Category 1 Voice Number	6 – 13, 145, 146, 152, 153, 189, 191 1st bit6-0 → bit13-7 2nd bit6-0 → bit6-0	00 06	
		03	2	00 – 01 0E – 1F	Category 2 Voice Number	14 – 31, 147, 148, 157 1st bit6-0 → bit13-7 2nd bit6-0 → bit6-0	00 0E	
		05	2	00 – 01 1E – 5A	Category 3 Voice Number	32 – 90, 158 – 188, 192 – 199 1st bit6-0 → bit13-7 2nd bit6-0 → bit6-0	00 20	
		07	2	00 – 01 00 – 7F	Category 4 Voice Number	90 – 144, 154 – 156 1st bit6-0 → bit13-7 2nd bit6-0 → bit6-0	00 5B	
		09	1	02	Bulk Format Version	2	02	
		0A	1	00 – 01	Section Switch	Off, On	00	
		0B	1	00 – 02	Split Mode	L&R, L, R	00	
		0C	1	3E – 42	Octave Shift	-2 – 0 – +2	40	
		0D	1	01 – 7F	Pan	L63 – C – R63	40	
		0E	1	00 – 7F	Section Volume	0 – 127	7F	
		0F	1	00 – 7F	Tone	0 – 127	40	
		10	1	00 – 01	EG/Filter Select	EG, Filter	00	
		11	1	00 – 7F	EG	0 – 127	40	
		12	1	00 – 0A	EG Control	Atk&Dcy&Rls A, Atk&Dcy&Rls B, Attack, Decay, Release, Atk&Rls A, Atk&Rls B, Atk&Rls Minus, Dcy&Rls, Atk&Dcy A, Atk&Dcy B	00	
		13	1	00 – 7F	Filter	0 – 127	40	
		14	1	00 – 06	Filter Control	Flat Reso, Reso Plus, Reso Minus A, Reso Minus B, Reso Minus C, Reso Boost A, Reso Boost B	00	
		15	1	00 – 7F	Touch Sensitivity Depth	-64 – +63	40	
		16	1	00 – 7F	Touch Sensitivity Offset	-64 – +63	40	
		17	1	00 – 02	FM Unison	Off, 2 Unison, 4 Unison	00	*1
		18	1	00 – 0F	FM Detune	0 – 15	00	*1
		19	1	00 – 0F	FM Spread	0 – 15	00	*1
		1A	1		reserved			
		1B	1		reserved			
		1C	1	00 – 01	Mono/Poly	Mono, Poly	01	
		1D	1	00 – 01	Portamento Switch	Off, On	00	*2
		1E	1	00 – 7F	Portamento Time	0 – 127	40	*2
		1F	1	00 – 01	Portamento Mode	Fingered, Full-time	01	*2
		20	1	00 – 01	Portamento Time Mode	Rate, Time	00	*2
		21	1	28 – 58	Pitch Bend Range	-24 – 0 – +24	42	
		22	1	00 – 7F	Pitch Modulation Depth	0 – 127	0A	
		23	1	00 – 7F	Pitch Modulation Speed	-64 – +63	40	
		24	1	00 – 7F	Pitch Modulation Initial	0 – 127	00	
		25	1		reserved			
		26	1	00 – 01	Receive Expression	Off, On	01	
		27	1	00 – 01	Receive Sustain	Off, On	01	
		28	1	00 – 01	Receive Sostenuto	Off, On	01	
		29	1	00 – 01	Receive Soft	Off, On	01	
		2A	1	00 – 02	External Keyboard	External + Internal, External Only, Off	00	
		2B	1		reserved			
		2C	1		reserved			
		2D	1	00 – 01	Effect 1 Switch	Off, On	00	

Address			Size	Data Range	Parameter Name	Description	Default (HEX)	Notes
High	Mid	Low					YC61	
		2E	1	00 – 14, 16 – 17, 19 – 25	Effect 1 Type	*3	00	*4
		2F	1	00 – 7F	Effect 1 Depth	0 – 127	40	
		30	1	00 – 7F	Effect 1 Rate	0 – 127	40	
		31	1	00 – 01	Effect 2 Switch	Off, On	00	
		32	1	00 – 14, 16 – 17, 19 – 25	Effect 2 Type	*3	00	*4
		33	1	00 – 7F	Effect 2 Depth	0 – 127	40	
		34	1	00 – 7F	Effect 2 Speed	0 – 127	40	
		35	1		reserved			
		36	1		reserved			
		37	1		reserved			
		38	1		reserved			
		39	1	00 – 7F	Reverb Depth	0 – 127	00	

TOTAL SIZE = 58 3A (HEX)

\*1: Available only when an FM Voice is selected.

\*2: Available only when the Mono/Poly parameter is set to "Mono."

\*3: G Chorus, SPX Chorus, Symphonic, 816 Chorus, VCM Flanger, Cross FB Flanger, VCM Stereo Phaser, Small Phaser, Max90, Dual Phaser, Tremolo, Auto Pan, Simple Rotary, British Combo, British Lead, Small Stereo, Compressor, Auto Wah, Touch Wah, Pedal Wah, Cross Delay, Digital Delay, Analog Delay, Room Reverb, Hall Reverb, Reverse Reverb, Lo-Fi, Ring Modulator, Slicer, LP Filter, Damper Resonance, Harmonic Enhancer, **Tone Control, 1 Band EQ Narrow, 1 Band EQ Wide, GS1 Ensemble**

\*4: For the LED indication, refer to the Insertion Effect Type List in the YC61 Owner's Manual.

# MIDI Data Table (YC88/YC73)

颜色突出显示的部分 ( ) 是那些已从以前的版本添加或更改的部分。

## Bank Select

MSB		LSB		Program No.	Type	Memory	Description
DEC	HEX	DEC	HEX				
63	3F	0	00	0-7	Live Set Sound	User	Live Set Page 1
		1	01	0-7		User	Live Set Page 2
		2	02	0-7		User	Live Set Page 3
		3	03	0-7		User	Live Set Page 4
		4	04	0-7		User	Live Set Page 5
		5	05	0-7		User	Live Set Page 6
		6	06	0-7		User	Live Set Page 7
		7	07	0-7		User	Live Set Page 8
		8	08	0-7		User	Live Set Page 9
		9	09	0-7		User	Live Set Page 10
		10	0A	0-7		User	Live Set Page 11
		11	0B	0-7		User	Live Set Page 12
		12	0C	0-7		User	Live Set Page 13
		13	0D	0-7		User	Live Set Page 14
		14	0E	0-7		User	Live Set Page 15
		15	0F	0-7		User	Live Set Page 16
		16	10	0-7		User	Live Set Page 17
		17	11	0-7		User	Live Set Page 18
		18	12	0-7		User	Live Set Page 19
		19	13	0-7		User	Live Set Page 20
		20	14	0-7		User	Live Set Page 21
		21	15	0-7		User	Live Set Page 22
		22	16	0-7		User	Live Set Page 23
		23	17	0-7		User	Live Set Page 24
		24	18	0-7		User	Live Set Page 25
		25	19	0-7		User	Live Set Page 26
		26	1A	0-7		User	Live Set Page 27
		27	1B	0-7		User	Live Set Page 28
		28	1C	0-7		User	Live Set Page 29
		29	1D	0-7		User	Live Set Page 30
		30	1E	0-7		User	Live Set Page 31
		31	1F	0-7		User	Live Set Page 32
		32	20	0-7		User	Live Set Page 33
		33	21	0-7		User	Live Set Page 34
		34	22	0-7		User	Live Set Page 35
		35	23	0-7		User	Live Set Page 36
		36	24	0-7		User	Live Set Page 37
		37	25	0-7		User	Live Set Page 38
		38	26	0-7		User	Live Set Page 39
		39	27	0-7		User	Live Set Page 40

## Parameter Base Address

Group Number = 7F 1C, Model ID = 09

Parameter Block	Top Address			Description
	High	Mid	Low	
System	20	00	00	System
	20	40	00	Master EQ
	00	7F	00	Soundmondo Format Version
BULK CONTROL	0E	00	00	Header
	0F	00	00	Footer
STORE TO FLASH	0D	00	00	Store To Flash
Live Set Sound	46	00	00	Common
Zone	4A	zz	00	Zone (zz: 00-03)
Organ Section	50	00	00	Common
	50	1p	00	Part (p: 0-1 (0: UPPER, 1: LOWER))
Keys Sections	60	0s	00	Section (s: 0-1 (0: A, 1: B))

## Bulk Dump Block

"Top Address" indicates the top address of each block designated by the bulk dump operation. "Byte Count" indicates the data size contained in each block designated by the bulk dump operation.

The block from the Bulk Header to the Bulk Footer of the Live Set Sound can be received regardless of their order; however, they cannot be received if an irrelevant Block is included. To execute 1 Live Set Sound bulk dump request, designate its corresponding Bulk Header address.

For information about "pp" and "n" shown in the following list, refer to the MIDI PARAMETER CHANGE TABLE (BULK CONTROL).

Group Number = 7F 1C, Model ID = 09

Parameter Block	Description	Byte Count		Top Address		
		DEC	HEX	High	Mid	Low
System	System	49	31	20	00	00
	Master EQ	20	14	20	40	00
Live Set Sound	Bulk Header	0	00	0E	pp	0n
	Soundmondo Format Version	4	04	00	7F	00
	Master EQ	20	14	20	40	00
	Common	1	01	46	00	00
	Zone	Zone 1	16	10	4A	00 00
		:			:	
		Zone 4			03	
	Organ Section	Organ Section Common	36	24	50	00 00
		Organ Section Part Upper	20	14	50	10
		Organ Section Part Lower	20	14	50	11
	Keys Sections	Key A Section	58	3A	60	00 00
		Key B Section	58	3A		01
	Bulk Footer	0	00	0F	pp	0n

Message Type	Data
Parameter Change	F0, 43, 1n, gh, gl, id, ah, am, al, dt, ... F7
Parameter Request	F0, 43, 3n, gh, gl, id, ah, am, al F7
Bulk Dump	F0, 43, 0n, gh, gl, bh, bl, id, ah, am, al, dt, ..., cc, F7
Bulk Request	F0, 43, 2n, gh, gl, id, ah, am, al, F7

n: Device Number  
gh: Group Number High  
gl: Group Number Low  
bh: Byte Count High  
bl: Byte Count Low  
id: Model ID  
ah: Parameter Address High  
am: Parameter Address Middle  
al: Parameter Address Low  
dt: Data  
cc: Data Checksum

## MIDI PARAMETER CHANGE TABLE (BULK CONTROL)

Group Number = 7F 1C, Model ID = 09

Address			Size	Data Range (HEX)	Parameter Name	Description	Default (HEX)	Notes
High	Mid	Low						
0E	pp	0n	1	-	Bulk Header	Live Set Sound User (pp = 0 – 39, n = 0 – 7)	-	
	7F	00	1	-		Current Sound Buffer	-	
0F	pp	0n	1	-	Bulk Footer	Live Set Sound User (pp = 0 – 39, n = 0 – 7)	-	
	7F	00	1	-		Current Sound Buffer	-	

## SYSTEM

### System Common

Group Number = 7F 1C, Model ID = 09

Address			Size	Data Range	Parameter Name	Description	Default (HEX)	Notes
High	Mid	Low						
20	00	00	1		reserved			
		01	1		reserved			
		02	4	00 – 00 00 – 07 00 – 0F 00 – 0F	Master Tune	414.72 – 466.78 [Hz] 1st bit3-0: bit15-12 2nd bit3-0: bit11-8 3rd bit3-0: bit 7-4 4th bit3-0: bit 3-0	00 04 00 00	
		06	1	3D – 43	Keyboard Octave Shift	-3 – 0 – +3	40	
		07	1	34 – 4C	Keyboard Transpose	-12 – +12 [semitones]	40	
		08	1	00 – 01	Controller Reset	Hold, Reset	01	
		09	1	00 – 01	Local Control	Off, On	01	
		0A	1	00 – 0F, 7F	Tx Channel	1 – 16, Off	00	
		0B	1	00 – 10	Rx Channel	1 – 16, All	00	
		0C	1	00 – 03	MIDI Control	Off, On, Invert	00	
		0D	1	00 – 01	Section SW Mode	Realtime, Next-Key	00	
		0E	1	38 – 48	Output Gain	-24 – 0 – +24 [dB]	40	In 3 dB increments
		0F	1		reserved			
		10	1	00 – 04	Keyboard Touch Curve	Normal, Soft, Hard, Wide, Fixed	00	
		11	1	01 – 7F	Keyboard Fixed Velocity	1 – 127	40	
		12	1	00 – 01	Transmit/Receive Bank Select	Off, On	01	
		13	1	00 – 01	Transmit/Receive Program Change	Off, On	01	
		14	1		reserved			
		15	1	00 – 01	MIDI In/Out	Off, On	01	
		16	1	00 – 01	USB In/Out	Off, On	01	
		17	1		reserved			
		18	1		reserved			
		19	1	00 – 01	Display Lights Section	Off, On	01	
		1A	1	00 – 01	Display Lights Ins Effect	Off, On	01	
		1B	1	00 – 01	Display Lights LCD	Off, On	01	
		1C	1		reserved			
		1D	1		reserved			
		1E	1	00 – 01	Value Indication	Off, On	01	
		1F	1	00 – 01	Drawbar Mode	Jump, Catch	00	
		20	1	00 – 01	SW Direction	Default, Reverse	00	
		21	1		reserved			
		22	1	00 – 3F	LCD Contrast	1 – 63	20	
		23	1	00 – 01	Panel Lock Live Set	Off, On	01	
		24	1	00 – 01	Panel Lock Organ/Keys	Off, On	01	
		25	1	00 – 01	Panel Lock Effect/Sp Amp/Reverb	Off, On	01	
		26	1	00 – 01	Panel Lock Master EQ	Off, On	01	
		27	1	00 – 01	Rotary Speaker Speed	Change, Hold	00	

Address			Size	Data Range	Parameter Name	Description	Default (HEX)	Notes
High	Mid	Low						
		28	1	00 – 01	Section Hold	Disable, Enable	00	
		29	1	00 – 01	Live Set View Mode	Close, Keep	00	
		2A	1	00 – 27	Power On Page	1 – 40	00	
		2B	1	00 – 07	Power On Sound	1 – 8	00	
		2C	1	00 – 79	FS Control Number	Off, 1 – 119, 120 (Live Set +), 121 (Live Set -)	78	
		2D	1	00 – 01	EG/Filter Reset	Off, On	01	
		2E	1		reserved			
		2F	1	00 – 7F	USB Audio Volume	0 – 127	40	
		30	1	00 – 02	Sustain Pedal Select	FC3A (Half On), FC3A (Half Off), FC4A/5	00	

TOTAL SIZE = 49 31 (HEX)

### System MEQ

Address			Size	Data Range	Parameter Name	Description	Default (HEX)	Notes
High	Mid	Low						
20	40	00	1	34 – 4C	Low Gain	-12dB – +12dB	40	
		01	1		reserved			
		02	1		reserved			
		03	1		reserved			
		04	1		reserved			
		05	1		reserved			
		06	1		reserved			
		07	1		reserved			
		08	1	34 – 4C	Mid Gain	-12dB – +12dB	40	
		09	1	0E – 36	Mid Frequency	100Hz – 10kHz	1C	
		0A	1		reserved			
		0B	1		reserved			
		0C	1		reserved			
		0D	1		reserved			
		0E	1		reserved			
		0F	1		reserved			
		10	1	34 – 4C	High Gain	-12dB – +12dB	40	
		11	1		reserved			
		12	1		reserved			
		13	1	00 – 01	EQ On/Off	Off, On	01	

TOTAL SIZE = 20 14 (HEX)

### Soundmondo Format Version

Address			Size	Data Range	Parameter Name	Description	Default (HEX)	Notes
High	Mid	Low						
00	7F	00	1	00 – 7F	Soundmondo Format Version Major		01	
			1	00 – 7F	Soundmondo Format Version Minor		01	
			1	00 – 7F	Soundmondo Format Version Bugfix		00	
			1		reserved		00	

TOTAL SIZE = 4 4 (HEX)

# LIVE SET SOUND

## Common

Group Number = 7F 1C, Model ID = 09

Address			Size	Data Range	Parameter Name	Description	Default (HEX)	Notes
High	Mid	Low						
46	00	00	1	20 – 7F	Live Set Sound Name 1	32 – 127 (ASCII)	40	'l'
		01	1	20 – 7F	Live Set Sound Name 2	32 – 127 (ASCII)	6E	'n'
		02	1	20 – 7F	Live Set Sound Name 3	32 – 127 (ASCII)	69	'i'
		03	1	20 – 7F	Live Set Sound Name 4	32 – 127 (ASCII)	74	't'
		04	1	20 – 7F	Live Set Sound Name 5	32 – 127 (ASCII)	20	' '
		05	1	20 – 7F	Live Set Sound Name 6	32 – 127 (ASCII)	53	'S'
		06	1	20 – 7F	Live Set Sound Name 7	32 – 127 (ASCII)	6F	'o'
		07	1	20 – 7F	Live Set Sound Name 8	32 – 127 (ASCII)	75	'u'
		08	1	20 – 7F	Live Set Sound Name 9	32 – 127 (ASCII)	6E	'n'
		09	1	20 – 7F	Live Set Sound Name 10	32 – 127 (ASCII)	64	'd'
		0A	1	20 – 7F	Live Set Sound Name 11	32 – 127 (ASCII)	20	
		0B	1	20 – 7F	Live Set Sound Name 12	32 – 127 (ASCII)	20	
		0C	1	20 – 7F	Live Set Sound Name 13	32 – 127 (ASCII)	20	
		0D	1	20 – 7F	Live Set Sound Name 14	32 – 127 (ASCII)	20	
		0E	1	20 – 7F	Live Set Sound Name 15	32 – 127 (ASCII)	20	
		0F	1	02	Bulk Format Version	2	02	
		10	1	00 – 01	Live Set EQ Mode Switch	Off, On	00	
		11	1	00 – 01	Zone Mode Switch	Off, On	00	
		12	1	00 – 01	Advanced Zone Mode Switch	Off, On	00	
		13	2	00 – 12 00 – 60	Tempo	42.0 – 240.0	0704	
		15	1	34 – 4C	Sound Transpose	-12 – +12	40	
		16	1	01 – 7F	Split Point	C#2 – G8	37	
		17	1		reserved			
		18	1	00 – 01	Bend Lever Mode	Pitch Bend, Rotary S/F	00	
		19	1	00 – 3F, 41, 43 – 77	Modulation Lever Assign	Off, 1 – 63, 65, 67 – 119, 120 (USB Audio Volume)	01	Sustain (= 64), and Sostenuato (= 66) cannot be assigned
		1A	1	00 – 7F	Modulation Lever Limit Low	0 – 127	00	
		1B	1	00 – 7F	Modulation Lever Limit High	0 – 127	7F	
		1C	1	00 – 3F, 41, 43 – 78	FC1 Assign	Off, 1 – 63, 65, 67 – 119, 120 (USB Audio Volume)	0B	Sustain (= 64), and Sostenuato (= 66) cannot be assigned
		1D	1	00 – 7F	FC1 Limit Low	0 – 127	00	
		1E	1	00 – 7F	FC1 Limit High	0 – 127	7F	
		1F	1	00 – 3F, 41, 43 – 78	FC2 Assign	Off, 1 – 63, 65, 67 – 119, 120 (USB Audio Volume)	04	Sustain (= 64), and Sostenuato (= 66) cannot be assigned
		20	1	00 – 7F	FC2 Limit Low	0 – 127	00	
		21	1	00 – 7F	FC2 Limit High	0 – 127	7F	
		22	1	00 – 01	Sustain Pedal Mode	Sustain, Rotary S/F	00	
		23	1		reserved			
		24	1		reserved			
		25	1	00 – 02	Keys A/B Select	A, B, A+B	00	
		26	1	00 – 01	Reverb Switch	Off, On	01	
		27	1	00 – 03	Reverb Depth Knob Section Select	All, Organ, Keys A, Keys B	00	
		28	1		reserved			

Address			Size	Data Range	Parameter Name	Description	Default (HEX)	Notes
High	Mid	Low						
		29	1		reserved			
		2A	1	00 – 01	Effect Switch	Off, On	00	
		2B	1	00 – 15, 17 – 1F, 21 – 25	Effect Type	*1	00	*2
		2C	1	00 – 02	Effect Section Select	Organ, Keys A, Keys B	01	
		2D	1	00 – 7F	Effect Depth	0 – 127	40	
		2E	1	00 – 7F	Effect Rate	0 – 127	40	
		2F	1	00 – 0E	Effect Tempo Delay Time	1/32 Tri., 1/64 Dot., 1/32, 1/16 Tri., 1/32 Dot., 1/16, 1/8 Tri., 1/16 Dot., 1/8, 1/4 Tri., 1/8 Dot., 1/4, 1/2 Tri., 1/4 Dot., 1/2	0B	
		30	1	00 – 01	Effect Looper Delay Rec Switch	Off, On	01	
		31	1	00 – 01	Speaker/Amp Switch	Off, On	00	
		32	1	00 – 05	Speaker/Amp Type	Rotary Speaker A, Rotary Speaker B, UK Lead, UK Crunch, US Double, US Case	00	
		33	1	00 – 02	Speaker/Amp Section Select	Organ, Keys A, Keys B	01	
		34	1	00 – 7F	Speaker/Amp Drive	0 – 127	40	
		35	1	00 – 7F	Speaker/Amp Tone	0 – 127	40	
		36	1	00 – 01	Rotary Speaker Slow/Fast	Slow, Fast	00	
		37	1	00 – 01	Rotary Speaker Rotation Switch	Off, On	01	
		38	1	00 – 7F	Rotary Speaker Horn Level	0 – 127	40	
		39	1	00 – 7F	Rotary Speaker Rotor Level	0 – 127	40	
		3A	1	01 – 7F	Rotary Speaker Horn Speed Fast	209.4 – 817.6 [rpm]	40	
		3B	1	01 – 7F	Rotary Speaker Rotor Speed Fast	189.3 – 736.8 [rpm]	40	
		3C	1	01 – 7F	Rotary Speaker Horn Speed Slow	23.0 – 89.6 [rpm]	40	
		3D	1	01 – 7F	Rotary Speaker Rotor Speed Slow	22.7 – 88.3 [rpm]	40	
		3E	1	0E – 7F	Rotary Speaker Horn Acceleration	0.21 – 1.00 – 2.00	53	
		3F	1	0E – 7F	Rotary Speaker Rotor Acceleration	0.21 – 1.00 – 2.00	40	
		40	1	0E – 7F	Rotary Speaker Horn Deceleration	0.21 – 1.00 – 2.00	53	
		41	1	0E – 7F	Rotary Speaker Rotor Deceleration	0.21 – 1.00 – 2.00	40	
		42	1	00 – 01	Rotary Speaker Stereo/Mono	Stereo, Mono	00	
		43	1	00 – 01	Background Noise Switch	Off, On	01	
		44	1	00 – 7F	Background Noise Level	0 – 127	40	
		45	1	00 – 02	Rotary Speaker Slot A Type	Studio, Classic, Overdrive	00	*3
		46	1	00 – 02	Rotary Speaker Slot B Type	Studio, Classic, Overdrive	01	*3
		47	1		reserved			

TOTAL SIZE = 72 48 (HEX)

\*1: G Chorus, SPX Chorus, Symphonic, 816 Chorus, VCM Flanger, Cross FB Flanger, VCM Stereo Phaser, Small Phaser, Max90, Dual Phaser, Tremolo, Auto Pan, Simple Rotary, British Combo, British Lead, Small Stereo, Compressor, Auto Wah, Touch Wah, Pedal Wah, Cross Delay, Tempo Delay, Analog Delay, Looper Delay, Room Reverb, Hall Reverb, Reverse Reverb, Lo-Fi, Ring Modulator, Slicer, LP Filter, Harmonic Enhancer, Tone Control, 1 Band EQ Narrow, 1 Band EQ Wide, GS1 Ensemble

\*2: For the LED indication, refer to the Insertion Effect Type List in the YC88 YC73 Owner's Manual.

\*3: Classic = Rotary Speaker A in the previous version

Overdrive = Rotary Speaker B in the previous version

When receiving MIDI bulk data of the previous version, "Classic" is set to Slot A Type while "Overdrive" is set to Slot B Type.

## ZONE

### Zone 1-4

zz: Zone Number, 00 – 03 (HEX)

Group Number = 7F 1C, Model ID = 09

Address			Size	Data Range	Parameter Name	Description	Default (HEX)	Notes
High	Mid	Low						
4A	zz	00	1	00 – 01	Zone Switch	Off, On	00 – 01	With the default settings, only the Zone 1 is set to "on."
		01	1	00 – 0F	Transmit Channel	1 – 16	00 – 03	Default settings: Zone1(0), Zone2(1), Zone3(2), Zone4(3)
		02	1	3D – 43	Transpose (Octave)	-3 – +3	40	
		03	1	35 – 4B	Transpose (Semitone)	-11 – +11	40	
		04	1	00 – 7F	Note Limit Low	C-2 – G8	00	The upper limit will be determined with "Note Limit High."
		05	1	00 – 7F	Note Limit High	C-2 – G8	7F	The lower limit will be determined with "Note Limit Low."
		06	1		reserved			
		07	1	00 – 7F	MIDI Volume	0 – 127	7F	
		08	1	00 – 7F	MIDI Pan	L64 – C – R63	40	
		09	1	00 – 7F	MIDI Bank MSB	0 – 127	00	
		0A	1	00 – 7F	MIDI Bank LSB	0 – 127	00	
		0B	1	00 – 7F	MIDI Program Number	1 – 128	00	
		0C	1	00 – 1F	Transmit Bank Select Transmit Program Change Transmit Volume Transmit Pan Transmit Note	bit0: Off, On Bank Select bit1: Off, On Program Change bit2: Off, On Volume bit3: Off, On Pan bit4: Off, On Note	1F	CC#11 (Expression) will not be transmitted when the Volume is set to "off."
		0D	1	00 – 3F	Transmit PB Transmit Mod Transmit FC1 Transmit FC2 Transmit FS Transmit Sus	bit0: Off, On PB bit1: Off, On Mod bit2: Off, On FC1 bit3: Off, On FC2 bit4: Off, On FS bit5: Off, On Sus	3F	
		0E	1		reserved			
		0F	1		reserved			

TOTAL SIZE = 16 10 (HEX)

## Organ Section

### Organ Section Common

Group Number = 7F 1C, Model ID = 09

Address			Size	Data Range	Parameter Name	Description	Default (HEX)	Notes
High	Mid	Low						
50	00	00	2	00 – 01 00 – 3E	Voice Number	H1, H2, H3, H4, F1, F2, F3, F4, F5, F6 1st bit6-0 → bit13-7 2nd bit6-0 → bit6-0	00 00	*3
		02	1	00 – 01	Section Switch	Off, On	00	
		03	1	00 – 01	Part Select	Upper, Lower	00	
		04	1	00 – 03	Split Mode	Off, L&U, Upper, Lower	00	
		05	1	00 – 7F	Section Volume	0 – 127	7F	
		06	1	00 – 7F	Pre Drive	0 – 127	00	
		07	1	01 – 7F	Pan	L63 – C – R63	40	
		08	1	28 – 58	Pitch Bend Range	-24 – 0 – +24	42	
		09	1	00 – 7F	Pitch Modulation Depth	0 – 127	0A	*1
		0A	1	00 – 7F	Pitch Modulation Speed	-64 – +63	40	*1

Address			Size	Data Range	Parameter Name	Description	Default (HEX)	Notes
High	Mid	Low						
		0B	1	00 – 7F	Pitch Modulation Initial	0 – 127	00	*1
		0C	1	00 – 01	Receive Expression	Off, On	01	
		0D	1	00 – 01	Receive Sustain	Off, On	01	
		0E	1	00 – 01	Receive Sostenuto	Off, On	01	
		0F	1		reserved			
		10	1	00 – 04	External Keyboard	External + Internal, External Only, 2 manual (Upper), 2 manual (Lower), Off	00	
		11	1		reserved			
		12	1		reserved			
		13	1	00 – 01	Percussion Switch	Off, On	00	*2
		14	1	00 – 01	Percussion Type	3rd, 2nd	00	*2
		15	1	00 – 01	Percussion Decay	Slow, Fast	00	*2
		16	1	00 – 01	Percussion Volume	Soft, Normal	01	*2
		17	1	00 – 01	Percussion Link to 1feet	Off, On	01	*2
		18	1		reserved			
		19	1		reserved			
		1A	1	00 – 05	Vibrato/Chorus Type	V1, C1, V2, C2, V3, C3	05	
		1B	1		reserved			
		1C	1	00 – 7F	Leak Level	0 – 127	40	*2
		1D	1	00 – 7F	Key Click Level	0 – 127	40	*2
		1E	1		reserved			
		1F	1	00 – 01	Expression Type	Drive+Volume, Volume	00	*2
		20	1		reserved			
		21	1	00 – 02	FM Drawbar Color Type	1 Color, 2 Colors, 3 Colors	02	*1
		22	1		reserved			
		23	1	00 – 7F	Reverb Depth	0 – 127	00	

TOTAL SIZE = 36 24 (HEX)

\*1: Effective only when the FM organ type (F1–F6) is selected.

\*2: Effective only when the VCM organ type (H1–H4) is selected.

\*3: 0 = H1, 1 = H2, 2 = H3, 190 = H4, 3 = F1, 4 = F2, 5 = F3, 149 = F4, 150 = F5, 151 = F6

## Organ Section Part Upper/Lower

p: Part number, 0-1 (0: Upper, 1: Lower)

Address			Size	Data Range	Parameter Name	Description	Default (HEX)	Notes
High	Mid	Low						
50	1p	00	1		reserved			
		01	1		reserved			
		02	1	3E – 42	Octave Shift	-2 – 0 – +2	40	
		03	1		reserved			
		04	1	00 – 7F	Drawbar 16'	0 – 127	7F	Correspondence between drawbar position and parameter value 0: 0 1: 1 - 18 2: 19 - 36 3: 37 - 54 4: 55 - 72 5: 73 - 90 6: 91 - 108 7: 109 - 126 8: 127
		05	1	00 – 7F	Drawbar 5 1/3'	0 – 127	7F	
		06	1	00 – 7F	Drawbar 8'	0 – 127	7F	
		07	1	00 – 7F	Drawbar 4'	0 – 127	00	
		08	1	00 – 7F	Drawbar 2 2/3'	0 – 127	00	
		09	1	00 – 7F	Drawbar 2'	0 – 127	00	
		0A	1	00 – 7F	Drawbar 1 3/5'	0 – 127	00	
		0B	1	00 – 7F	Drawbar 1 1/3'	0 – 127	00	
		0C	1	00 – 7F	Drawbar 1'	0 – 127	00	
		0D	1	00 – 06	Drawbar Color	1: White, 2: Red, 3: Yellow, 4: Green, 5: Cyan, 6: Blue, 7: Magenta	00	
		0E	1		reserved			
		0F	1		reserved			
		10	1		reserved			
		11	1		reserved			
		12	1	00 – 01	Vibrato/Chorus Switch	Off, On	00	*1
		13	1		reserved			

TOTAL SIZE = 20 14 (HEX)

\*1: When an FM Voice (F1–F6) is selected, Upper and Lower are linked with the same setting.

## Keys Sections

### Key A/Key B Section

s: Section number, 0-1 (0: A, 1: B)

Group Number = 7F 1C, Model ID = 09

Address			Size	Data Range	Parameter Name	Description	Default (HEX)	Notes
High	Mid	Low						
60	0s	00	1	00 – 03	Current Category	Piano, E. Piano, Synth, Others	A: 00, B: 02	
		01	2	00 – 01 06 – 3F	Category 1 Voice Number	6 – 13, 145, 146, 152, 153, 189, 191 1st bit6-0 → bit13-7 2nd bit6-0 → bit6-0	00 06	
		03	2	00 – 01 0E – 1F	Category 2 Voice Number	14 – 31, 147, 148, 157 1st bit6-0 → bit13-7 2nd bit6-0 → bit6-0	00 0E	
		05	2	00 – 01 1E – 5A	Category 3 Voice Number	32 – 90, 158 – 188, 192 – 199 1st bit6-0 → bit13-7 2nd bit6-0 → bit6-0	00 20	
		07	2	00 – 01 00 – 7F	Category 4 Voice Number	90 – 144, 154 – 156 1st bit6-0 → bit13-7 2nd bit6-0 → bit6-0	00 5B	
		09	1	02	Bulk Format Version	2	02	
		0A	1	00 – 01	Section Switch	Off, On	A: 01, B: 00	
		0B	1	00 – 02	Split Mode	L&R, L, R	00	
		0C	1	3E – 42	Octave Shift	-2 – 0 – +2	40	
		0D	1	01 – 7F	Pan	L63 – C – R63	40	
		0E	1	00 – 7F	Section Volume	0 – 127	7F	
		0F	1	00 – 7F	Tone	0 – 127	40	
		10	1	00 – 01	EG/Filter Select	EG, Filter	00	
		11	1	00 – 7F	EG	0 – 127	40	
		12	1	00 – 0A	EG Control	Atk&Dcy&Rls A, Atk&Dcy&Rls B, Attack, Decay, Release, Atk&Rls A, Atk&Rls B, Atk&Rls Minus, Dcy&Rls, Atk&Dcy A, Atk&Dcy B	00	
		13	1	00 – 7F	Filter	0 – 127	40	
		14	1	00 – 06	Filter Control	Flat Reso, Reso Plus, Reso Minus A, Reso Minus B, Reso Minus C, Reso Boost A, Reso Boost B	00	
		15	1	00 – 7F	Touch Sensitivity Depth	-64 – +63	40	
		16	1	00 – 7F	Touch Sensitivity Offset	-64 – +63	40	
		17	1	00 – 02	FM Unison	Off, 2 Unison, 4 Unison	00	*1
		18	1	00 – 0F	FM Detune	0 – 15	00	*1
		19	1	00 – 0F	FM Spread	0 – 15	00	*1
		1A	1		reserved			
		1B	1		reserved			
		1C	1	00 – 01	Mono/Poly	Mono, Poly	01	
		1D	1	00 – 01	Portamento Switch	Off, On	00	*2
		1E	1	00 – 7F	Portamento Time	0 – 127	40	*2
		1F	1	00 – 01	Portamento Mode	Fingered, Full-time	01	*2
		20	1	00 – 01	Portamento Time Mode	Rate, Time	00	*2
		21	1	28 – 58	Pitch Bend Range	-24 – 0 – +24	42	
		22	1	00 – 7F	Pitch Modulation Depth	0 – 127	0A	
		23	1	00 – 7F	Pitch Modulation Speed	-64 – +63	40	
		24	1	00 – 7F	Pitch Modulation Initial	0 – 127	00	
		25	1		reserved			
		26	1	00 – 01	Receive Expression	Off, On	01	
		27	1	00 – 01	Receive Sustain	Off, On	01	
		28	1	00 – 01	Receive Sostenuto	Off, On	01	
		29	1	00 – 01	Receive Soft	Off, On	01	
		2A	1	00 – 02	External Keyboard	External + Internal, External Only, Off	00	
		2B	1		reserved			
		2C	1		reserved			
		2D	1	00 – 01	Effect 1 Switch	Off, On	00	

Address			Size	Data Range	Parameter Name	Description	Default (HEX)	Notes
High	Mid	Low						
		2E	1	00 – 14, 16 – 17, 19 – 25	Effect 1 Type	*3	00	*4
		2F	1	00 – 7F	Effect 1 Depth	0 – 127	40	
		30	1	00 – 7F	Effect 1 Rate	0 – 127	40	
		31	1	00 – 01	Effect 2 Switch	Off, On	00	
		32	1	00 – 14, 16 – 17, 19 – 25	Effect 2 Type	*3	00	*4
		33	1	00 – 7F	Effect 2 Depth	0 – 127	40	
		34	1	00 – 7F	Effect 2 Speed	0 – 127	40	
		35	1		reserved			
		36	1		reserved			
		37	1		reserved			
		38	1		reserved			
		39	1	00 – 7F	Reverb Depth	0 – 127	00	

TOTAL SIZE = 58 3A (HEX)

\*1: Available only when an FM Voice is selected.

\*2: Available only when the Mono/Poly parameter is set to "Mono."

\*3: G Chorus, SPX Chorus, Symphonic, 816 Chorus, VCM Flanger, Cross FB Flanger, VCM Stereo Phaser, Small Phaser, Max90, Dual Phaser, Tremolo, Auto Pan, Simple Rotary, British Combo, British Lead, Small Stereo, Compressor, Auto Wah, Touch Wah, Pedal Wah, Cross Delay, Digital Delay, Analog Delay, Room Reverb, Hall Reverb, Reverse Reverb, Lo-Fi, Ring Modulator, Slicer, LP Filter, Damper Resonance, Harmonic Enhancer, **Tone Control**, **1 Band EQ Narrow**, **1 Band EQ Wide**, **GS1 Ensemble**

\*4: For the LED indication, refer to the Insertion Effect Type List in the YC88 YC73 Owner's Manual.

## YC版本1.40中的新功能

由于固件版本升级, YC88/YC73/YC61 添加了以下功能。  
本手册描述了相对于您的乐器附带的使用说明书的增加和变更的内容。

- 添加了新的 VCM 风琴类型。
- 添加了新设置“Live Set EQ”。
- Auto Power Off 功能的时间长度已更改。
- 添加了一些新的Live Set Sound (现场设置声音) 并更新了一个Live Set Sound (现场设置声音)。

# 新的风琴类型

添加了新的H4风琴类型。  
现在有四种类型的 VCM 风琴可供选择。

H1	这种类型忠实地再现了标准的老式风琴。它适合管风琴独奏以及以管风琴为主要乐器的音乐。
H2	这种类型的特点是音色深沉，强调中低频段音色。当您想在乐队或合奏中突出自己的优势或存在感时，它是理想选择。
H3	此类型具有独特的打击乐声音。 此类型与驱动效果配合良好，适合演奏快速乐段。
H4	这种类型注重打击乐和强劲的低音范围，非常适合爵士三重奏使用。

## Voice List V1.40

### YC88/YC73/YC61

Section	Category	Sub Category	No.	Name	Parameter Value (*)
Organ			H4	H4	191




# 额外的 Live Set EQ

Live Set EQ 已添加到设置。  
现在可以为每个Live Set Sound (现场设置声音) 保存Master EQ设置。

[SETTINGS] 按钮 → “Sound” → “Function” → “Live Set EQ”

## Sound

功能名称		说明
Function	Transpose	Transpose以半音为单位调节音高。 <b>设置:</b> -12 – +12 <b>默认:</b> +0 <b>注</b> 此设置不影响 MIDI 输出数据。
	Split Point	确定将键盘分成左手部分和右手部分时的按键位置。 设定值将成为右手部分的最低音符。 <b>设置:</b> C $\sharp$ -2 – G8 <b>默认:</b> G2
Live Set EQ	Mode SW	确定是否将Master EQ设置存储到Live Set Sound (现场设置声音) 中。当设置为 “On” 时, 顶部屏幕中会显示 EQ 图标。 <div></div>
	EQ Settings	您可以在EQ设置中检查保存的Master EQ设置。 您还可以使用EQ设置以及旋钮和按钮来设置EQ。
	High Gain	用于设置高频段(5 kHz)的增益 (-12至+12) 。 <b>设置:</b> -12 dB – +12 dB
	Mid Gain	用于设置中频段 (100 kHz至10 kHz) 的增益 (-12至+12) 。 <b>设置:</b> -12 dB – +12 dB
	Mid Frequency	用于设置中频段的中心频率。 <b>设置:</b> 100 – 10 kHz
	Low Gain	用于设置低频段(80 Hz)的增益 (-12至+12) 。 <b>设置:</b> -12 dB – +12 dB
	ON/OFF	使用此功能确定是否应用Master EQ (On应用, Off不应用) 。

## Auto Power Off功能的时间长度变化

用于自动关闭乐器的Auto Power Off功能的时间长度从30分钟更改为15分钟。

此外，当您打开Energy consumption might increase depending on the setting设置屏幕时，现在会出现消息“Auto Power Off”。

[MENU] 按钮 → “General” → “Auto Power Off” → “Enable”

## 新增Live Set Sounds (现场设置声音)

添加了使用新风琴类型的Live Set Sounds (现场设置声音)。

Live Set Sounds (现场设置声音) “Jazz Lead” 已被具有H4类型风琴的新Live Set Sounds (现场设置声音) “Soft Jazzy” 取代。

### Live Set Sound List V1.40

#### YC61

Page	No	Name	Split Point	Section	Voice Name	MSB	LSB	PC
1	1	Soft Jazzy	G2	Organ	H4	63	0	1
				Key A	-			
				Key B	-			

#### YC88/YC73

Page	No	Name	Split Point	Section	Voice Name	MSB	LSB	PC
1	5	Soft Jazzy	G2	Organ	H4	63	0	5
				Key A	-			
				Key B	-			

#### YC88/YC73/YC61

Page	No	Name	Split Point	Section	Voice Name	MSB	LSB	PC
18	1	Loudest!	G2	Organ	H4	63	17	1
				Key A	-			
				Key B	-			
18	2	Prog Organ	G2	Organ	H4	63	17	2
				Key A	-			
				Key B	-			
18	3	Detroit Organ	G2	Organ	H4	63	17	3
				Key A	-			
				Key B	-			
18	4	Ballad Organ	G2	Organ	H4	63	17	4
				Key A	-			
				Key B	-			
18	5	Gospel Layer	G2	Organ	H4	63	17	5
				Key A	CFX			
				Key B	-			
18	6	Wr-Organ	G2	Organ	H4	63	17	6
				Key A	Wr Wide			
				Key B	-			
18	7	Funky Split	G2	Organ	H4	63	17	7
				Key A	Finger Bass			
				Key B	-			
18	8	Fathoms Down	G2	Organ	H4	63	17	8
				Key A	FM Trans EDM			
				Key B	Dark Light			

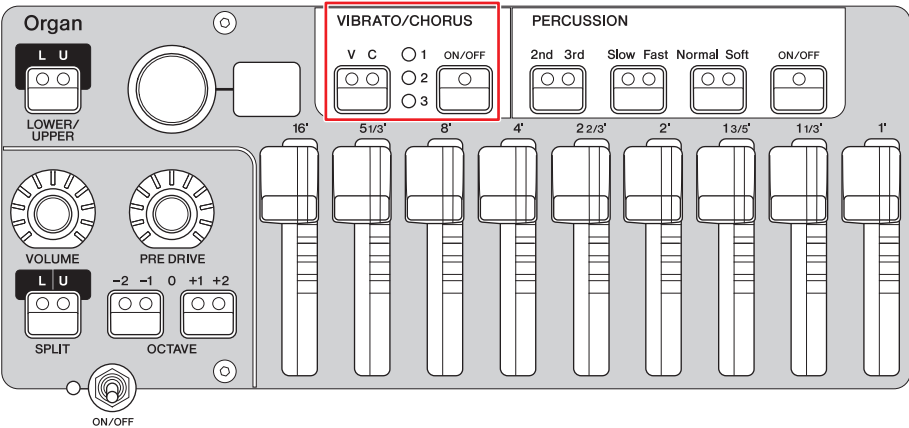
## YC版本1.30中的新功能

由于固件版本升级, YC88/YC73/YC61增加了以下功能。  
本说明书介绍与本乐器随附的使用说明书相关的新增内容和变化。

- FM风琴音色中添加了新的颤音/叠奏效果。
- Live Set Sound (现场设置声音) 设置中添加了一项新的Pan (声相) 设置。
- 添加了一项新功能, 允许同时更改键部分中的参数。
- 添加了一项新功能, 允许保持旋转扬声器效果的旋转速度。
- 添加了新的Live Set Sound (现场设置声音)。
- 添加了新的Voices (音色)。

# FM风琴音色的新颤音/叠奏效果

新的颤音/叠奏效果现在可用于风琴部分的FM风琴类型F1-F6。



F1	VIBRATO	来自基于扫描器的颤音电路的颤音。
	CHORUS	来自基于扫描器的颤音电路的叠奏。
F2	VIBRATO	通过仅改变音高深度来进行简单的音高调制。
	CHORUS	来自基于扫描器的颤音电路的叠奏。
F3	VIBRATO	改变深度和速度的颤音。
	CHORUS	通过仅改变音量深度来进行简单的振幅调制。
F4	VIBRATO	通过仅改变音高深度来进行简单的音高调制。
	CHORUS	再现模拟叠奏声音的单相叠奏。
F5	VIBRATO	通过仅改变音高深度来进行简单的音高调制。
	CHORUS	改变速度的镶边效果器。
F6	VIBRATO	改变速度和反馈量的移相器。
	CHORUS	改变元音发音的对话调节器。

选择风琴类型F1-F6之一时，Upper（上部）和Lower（下部）的颤音/叠奏的开/关值将相同。

# 额外的Pan (声相) 参数

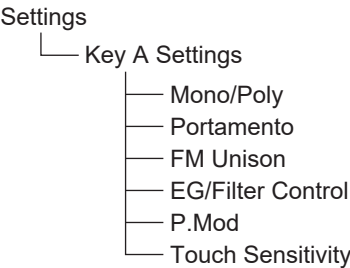
Pan (声相) 参数已添加到Organ Settings (风琴设置)、Key A Settings (键A设置) 和Key B Settings (键B设置) 中。

[SETTINGS]按钮→ [Sound] → [Organ Settings] [Key A Settings] [Key B Settings] → [Pan]


可以在L63到C到R63的范围内设置。  
通过添加Pan (声相) 参数, 已集成 “Mono/Poly” (单音/复音) 和 “Portamento” (滑音) 指示。

## 新旧树形图对比

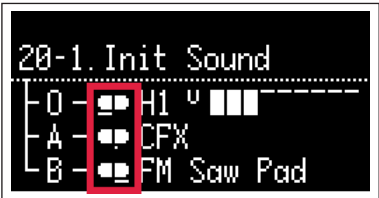
### • V1.20



### • V1.30



如果设置不是 “C”, 会显示一个条。

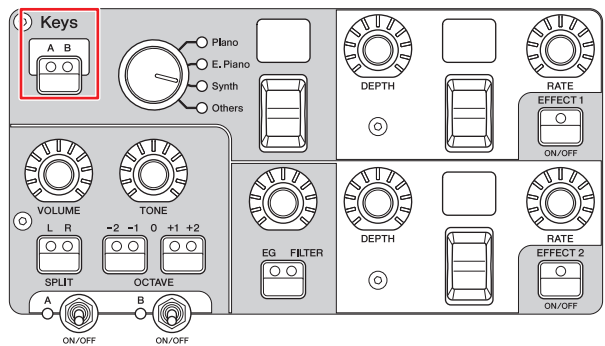


## 允许同时更改键部分中多个参数的新功能

可以同时控制Key A (键A) 部分和Key B (键B) 部分的以下参数: Voice (音色)、Split (分割)、Octave (八度)、Volume (音量)、Tone (音调)、EG、Filter (滤波器)、Effect 1 (效果1) 和 Effect 2 (效果2)。

当Key A (键A) 和Key B (键B) 部分都处于活动状态时, 按住Keys [A B] (键[A B]) 按钮将同时点亮指示灯并链接Key A (键A) 和Key B (键B) 部分的参数。

如果Key A (键A) 和Key B (键B) 参数值不同, LED指示灯将不会亮起。



## 控制面板中新的Rotary Speaker Speed (旋转扬声器速度) 参数

[MENU]按钮 → [Control Panel] → [Rotary Speaker Speed]

设为“Hold” (保持) 时, 即使切换Live Set (现场设置), 也会保持旋转速度。这在您想要保持相同的旋转速度 (即使更改Live Set (现场设置)) 时很有用。

如果您想以每个新选择的Live Set (现场设置) 的预设旋转速度演奏, 请设置为“Change” (更改)。

### Rotary Speaker Speed (旋转扬声器速度) 菜单

功能名称	描述
Change (更改)	在Live Set (现场设置) 之间切换时, 应用每个Live Set (现场设置) 的预设旋转速度。
Hold (保持)	即使在Live Set (现场设置) 之间切换, 当前旋转速度也会保持不变。

**注**  
初始设置为“Change” (更改)。

# 新增Live Set Sounds (现场设置声音)

YC88/YC73/YC61 V1.30

Page	No	Name	Split Point	Section	Voice Name	MSB	LSB	PC
14	1	Hamburg Grand	G2	Organ	-	63	13	1
				Key A	Hamburg Grand			
				Key B	-			
14	2	Gentle Hamburg	G2	Organ	-	63	13	2
				Key A	Hamburg Grand			
				Key B	-			
14	3	Shoegaze Piano	G2	Organ	-	63	13	3
				Key A	Hamburg Grand			
				Key B	-			
14	4	Utility Felt	G2	Organ	-	63	13	4
				Key A	Felt Piano			
				Key B	-			
14	5	Funky CP	G2	Organ	-	63	13	5
				Key A	CP80 Stage			
				Key B	-			
14	6	Power Ballad CP	G2	Organ	-	63	13	6
				Key A	CP80 Stage			
				Key B	-			
14	7	Churchy FM	G2	Organ	F5	63	13	7
				Key A	-			
				Key B	-			
14	8	FM Club Organ	G2	Organ	F4	63	13	8
				Key A	-			
				Key B	-			
15	1	FM 80s Bld EP	G2	Organ	-	63	14	1
				Key A	FM 80s Bld EP			
				Key B	-			
15	2	FM Warm Pad	G2	Organ	-	63	14	2
				Key A	FM Warm Pad			
				Key B	-			
15	3	FM Club Pad	G2	Organ	-	63	14	3
				Key A	FM Club Pad			
				Key B	-			
15	4	FM Saw Lead	G2	Organ	-	63	14	4
				Key A	FM Saw Lead			
				Key B	-			
15	5	FM Trans EDM	G2	Organ	-	63	14	5
				Key A	FM Trans EDM			
				Key B	-			
15	6	FM EDM Lead	G2	Organ	-	63	14	6
				Key A	FM EDM Lead			
				Key B	-			
15	7	FM Solo Lead	G2	Organ	-	63	14	7
				Key A	FM Solo Lead			
				Key B	-			
15	8	FM 80s Disco Ba	G2	Organ	-	63	14	8
				Key A	FM 80sDiscoBa			
				Key B	-			

Page	No	Name	Split Point	Section	Voice Name	MSB	LSB	PC
16	1	FM Y2K Bass	G2	Organ	-	63	15	1
				Key A	FM Y2K Bass			
				Key B	-			
16	2	FM Deep Bass	G2	Organ	-	63	15	2
				Key A	FM Deep Bass			
				Key B	-			
16	3	FM Chorus Bells	G2	Organ	-	63	15	3
				Key A	FM Cho Bells			
				Key B	-			
16	4	FM French Tines	G2	Organ	-	63	15	4
				Key A	FM FrnchTines			
				Key B	-			
16	5	FM Plucky SQR	G2	Organ	-	63	15	5
				Key A	FM Plucky SQR			
				Key B	-			
16	6	FM Saw Pluck	G2	Organ	-	63	15	6
				Key A	FM Saw Pluck			
				Key B	-			
16	7	FM AM Pluck	G2	Organ	-	63	15	7
				Key A	FM AM Pluck			
				Key B	-			
16	8	FM Synth Pluck	G2	Organ	-	63	15	8
				Key A	FM SynPluck			
				Key B	-			
17	1	DX7 Brass 1	G2	Organ	-	63	16	1
				Key A	DX Brass 1			
				Key B	-			
17	2	DX7 Strings 2	G2	Organ	-	63	16	2
				Key A	DX Strings 2			
				Key B	-			
17	3	DX7 E.Piano 1	G2	Organ	-	63	16	3
				Key A	DX E.Piano 1			
				Key B	-			
17	4	DX7 Guitar 1	G2	Organ	-	63	16	4
				Key A	DX Guitar 1			
				Key B	-			
17	5	DX7 E.Organ 1	G2	Organ	-	63	16	5
				Key A	DX E.Organ 1			
				Key B	-			
17	6	DX7 Marimba	G2	Organ	-	63	16	6
				Key A	DX Marimba			
				Key B	-			
17	7	DX7 Harp 2	G2	Organ	-	63	16	7
				Key A	DX Harp 2			
				Key B	-			
17	8	TX LatelyBass	G2	Organ	-	63	16	8
				Key A	TX LatelyBass			
				Key B	-			



# 新增Voices (音色)

## YC88/YC73/YC61 V1.30

Section	Category	Sub Category	No.	Name	Parameter Value(*)
Keys A/B	Piano	Grand	6	Hamburg Grand	152
		Upright	8	Felt Piano	153
		CP	11	CP80 Stage	189
	E.Piano	FM	20	FM 80s Bld EP	157
	Synth	Pad	16	FM Warm Pad	158
			17	FM Club Pad	159
		Lead	46	FM Saw Lead	160
			47	FM Trans EDM	161
			48	FM EDM Lead	162
			49	FM Solo Lead	163
		Bass	60	FM 80sDiscoBa	164
			61	FM Y2K Bass	165
			62	FM Deep Bass	166
		ChromPerc	69	FM Cho Bells	167
		Comp	70	FM FrnchTines	168
			71	FM Plucky SQR	169
			72	FM Saw Pluck	170
			73	FM AM Pluck	171
			74	FM SynPluck	172
		VintageFM	75	DX Brass 1	173
			76	DX Brass 2	174
			77	DX Brass 3	175
			78	DX Strings 2	176
			79	DX Piano 2	181
			80	DX E.Piano 1	177
			81	DX Guitar 1	178
			82	DX Guitar 2	179
			83	DX Bass 1	180
			84	DX E.Organ 1	182
			85	DX Vibe 1	183
			86	DX Marimba	184
			87	DX Flute 1	185
			88	DX Tub Bells	186
			89	DX Harp 2	187
			90	TX LatelyBass	188
	Others	Strings	9	Harp	154
		Choir	56	Choir	155
			57	Air Choir	156

## YC版本1.20中的新功能

由于固件版本升级, YC88/YC73/YC61增加了以下功能。  
本说明书介绍与本乐器随附的使用说明书相关的新增内容和变化。

- 添加了一个新的旋转扬声器效果。
- 添加了新的FM风琴类型。
- 在Drawbar Color设置中添加了一项新设置FM Color Type。
- 效果类型中添加了三种EQ。
- “SETTINGS”（设置）中添加了一项新设置“Touch Sensitivity”（力度灵敏度）。
- 更改了EG Control（EG控制）和Filter Control（滤波器控制）菜单中的位置。
- 添加了新的Live Set Sound（现场设置声音）。
- 添加了新的Voices（音色）。

# 新旋转扬声器效果

添加了新的旋转扬声器效果“Studio”。此外，旧版的Rtr A和Rtr B已分别重命名为“Classic”和“Overdrive”。

## YC88/YC73/YC61 V1.20

效果	说明
Studio	具有立体效果和动感更强的旋转扬声器。
Classic	用于风琴的标准旋转扬声器。
Overdrive	具有晶体管前置放大器模拟和强失真的旋转扬声器。

## 旋转扬声器效果设置

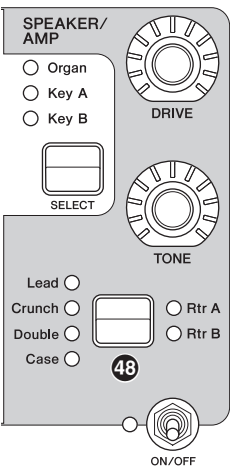
点击[SETTINGS]按钮 → [Sound] → [Rotary Speaker] → [Type]

在SETTINGS中添加了Rotary Speaker Type。  
Rtr A和Rtr B可以单独设置Rotary Speaker Type。

## Rotary Speaker Type

功能名称	描述
Slot A	设置分配给Rtr A类型的旋转扬声器效果。 <b>设置:</b> Studio、Classic、Overdrive <b>初始设置:</b> Studio
Slot B	设置分配给Rtr B类型的旋转扬声器效果。 <b>设置:</b> Studio、Classic、Overdrive <b>初始设置:</b> Classic

## 选择旋转扬声器效果



如果您在SPEAKER/AMP部分通过 **48 效果类型切换按钮** 选择Rtr A或Rtr B，则可以应用上文“旋转扬声器效果设置”中设置的旋转扬声器效果。

**注**  
当您在SPEAKER/AMP部分选择Rtr A或Rtr B类型时，可以使用[EXIT] + [TONE]旋钮直接更改所选类型的“旋转扬声器效果设置”。



# 新的风琴类型

添加了新的FM风琴类型 (F4到F6)，现在共有六种FM风琴类型。

F1		此类型利用纯正弦波载波，可用于创建类似管风琴的声音。
F2		此类型由操纵器的所有方波载波组成，适合创建类似英国晶体管风琴的声音。
F3		此类型由所有操纵器的锯齿波载波组成，适合创建类似意大利晶体管风琴的声音。
F4		此类型为四个载波各配有一个调制器。降低调制器的电平会使其更接近方波，而提高调制器的电平会像锯齿波一样增加泛音，从而产生介于F2和F3类型之间的风琴声音。可以使用PERCUSSION按钮打开/关闭打击乐声音。
F5		两个载波各有三个调制器。您可通过提高各调制器的电平，创建具有传统风琴不具备的复杂泛音的声音。
F6		此类型为四个载波各配有一个调制器。由于调制器设置为EG或LFO，因此增加调制器的电平将产生具有类似合成器音素的声音。可以使用PERCUSSION按钮打开/关闭打击乐声音。

**注**  
各算法的操纵器编号代表相应的拉杆。请注意，对于F4至F6类型，拉杆上显示的数字（英尺）与声音的音高并不匹配。

# FM风琴类型的新增参数

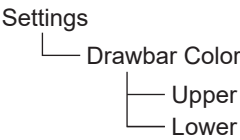
在SETTINGS - Drawbar Color中添加了**FM Color Type**。  
新的FM风琴类型拉杆新增了两个属性；除了载波之外，还包括调制器和反馈。对于这些类型的风琴，载波颜色将与Upper/Lower中设置的颜色相同，但调制器和反馈循环颜色被划分为与载波颜色相关的颜色。

## Drawbar Color

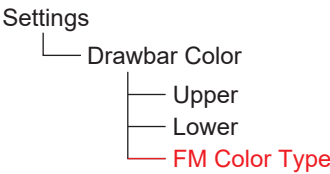
功能名称	描述
Upper	设置拉杆LED的颜色。可以在Upper和Lower部分单独设置。
Lower	<b>设置:</b> White、Red、Yellow、Green、Cyan、Blue和Magenta <b>初始设置:</b> Upper = White、Lower = Red
FM Color Type	设置拉杆LED的颜色组合。根据载波、调制器和反馈的属性，最多可分为3种颜色。 <b>设置:</b> 1 Color: 载波、调制器和反馈的颜色都相同 2 Colors: 两种不同的颜色，其中一个用于载波，另一个用于其他（调制器或反馈） 3 Colors: 载波、调制器和反馈的颜色各不相同 <b>初始设置:</b> 3 Colors <b>注</b> H型风琴和F1至F3 FM风琴的颜色始终由Upper和Lower部分设置，与FM Color Type无关。

## 新旧树形图对比

### • V1.00, V1.10



### • V1.20



# 新增EQ类型

## YC88/YC73/YC61 V1.20

类别	类型名称	标识	描述	立体声/ 单声道
EQ	Tone Control	E1	搁架式均衡器。 使用[DEPTH]旋钮调节低频段，使用[RATE]旋钮调节高频段。	立体声
	1 Band EQ Narrow	E2	具有窄Q值（带宽）的峰值均衡器。 使用[DEPTH]旋钮调节增益，使用[RATE]旋钮调节中心频率。	立体声
	1 Band EQ Wide	E3	具有宽Q值（带宽）的峰值均衡器。 使用[DEPTH]旋钮调节增益，使用[RATE]旋钮调节中心频率。	立体声

# 新增Touch Sensitivity参数

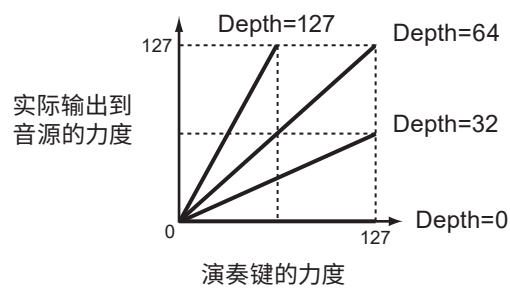
点击[SETTINGS]按钮 → [Sound] → 选择要设置的音色组\* → [Touch Sensitivity]  
(\* Key A Settings/Key B Settings)

在SETTINGS中添加了Touch Sensitivity参数, 可对Key A和Key B的音色组进行设置。

## Touch Sensitivity (力度灵敏度)

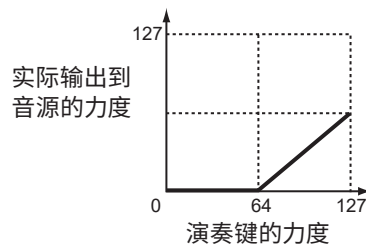
功能名称	描述
Depth (深度)	可使用此参数来选择演奏键的力度如何影响当前音色组实际输出到音源的力度。如下图所示, 该值设置的越大, 输出力度随演奏力度的变化而变化的程度就越大 (即图形的斜率越陡)。如果设定值为0, 输出力度将完全不受不同演奏力度的影响, 从而产生类似于风琴的反应, 演奏力量对产生的声音几乎没有影响。 设置: 0 – 127 初始设置: 64

当Offset (偏移值) (下图) 设置为64时:

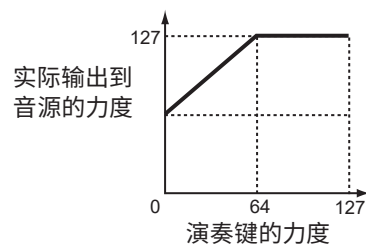


Offset (偏移值)	可使用此参数来提高或降低当前音色组输出到音源的所有力度。如图所示, 从此处设置的值中减去64, 然后将结果加倍, 以确定输出力度的实际调整量。但是, 如果得出的输出力度小于1, 则使用值1; 同样, 如果得出的输出力度大于127, 则使用值127。 设置: 0 – 127 初始设置: 64
--------------	---

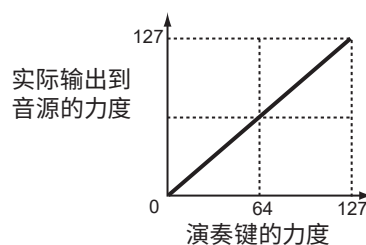
当Depth (深度) (上图) = 64  
Offset (偏移值) = 32时



当Depth (深度) (上图) = 64  
Offset (偏移值) = 96时



当Depth (深度) (上图) = 64  
Offset (偏移值) = 64时



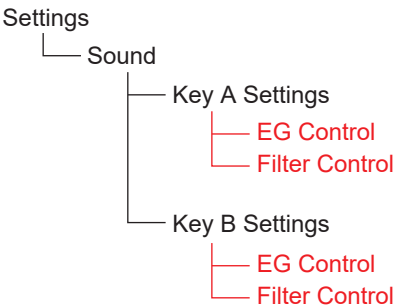
Touch Sensitivity (力度灵敏度) 已不再是默认值的音色组显示一个键盘图标。



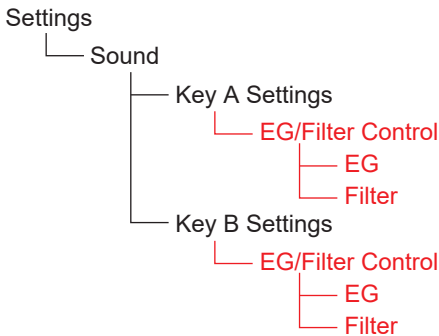
# EG Control (EG控制) 和Filter Control (滤波器控制) 菜单布局更改

## 新旧树形图对比

### • V1.00, V1.10



### • V1.20



# 新增Live Set Sounds

## (现场设置声音)

### YC88/YC73/YC61 V1.20

Page	No	Name	Split Point	Section	Voice Name	MSB	LSB	PC
12	1	Modern Jazz	G2	Organ	H1	63	11	1
				Key A	-			
				Key B	-			
12	2	Soft Hymn	G2	Organ	H1	63	11	2
				Key A	-			
				Key B	-			
12	3	Prog Organ	G2	Organ	H3	63	11	3
				Key A	-			
				Key B	-			
12	4	Overdriven Org	G2	Organ	H2	63	11	4
				Key A	-			
				Key B	-			
12	5	Swish Organ	G2	Organ	H1	63	11	5
				Key A	-			
				Key B	-			
12	6	FM Organ	G2	Organ	F6	63	11	6
				Key A	-			
				Key B	-			
12	7	Bell Organ	G2	Organ	F5	63	11	7
				Key A	-			
				Key B	-			
12	8	Digitorgan	G2	Organ	F4	63	11	8
				Key A	-			
				Key B	-			
13	1	Violin Layer	G2	Organ	H3	63	12	1
				Key A	Violin			
				Key B	Slow Strings			
13	2	Hollow Drawbars	C3	Organ	H1	63	12	2
				Key A	-			
				Key B	-			
13	3	Keys of Rock	G2	Organ	H3	63	12	3
				Key A	Nashville C3			
				Key B	Wr Wide			
13	4	Rotary Piano	G2	Organ	-	63	12	4
				Key A	U1			
				Key B	C7			
13	5	At the Pub	G2	Organ	F4	63	12	5
				Key A	Musette			
				Key B	-			
13	6	Hidden Door	G2	Organ	F5	63	12	6
				Key A	Digi Pad			
				Key B	Analog Pad			
13	7	Smoky Tines	G2	Organ	F4	63	12	7
				Key A	FM Jazz Gt			
				Key B	73Rd Studio			
13	8	FM Organ Pad	G2	Organ	F5	63	12	8
				Key A	Mystic Pad			
				Key B	FM Bow RM Pad			

# 更改Live Set Sound (现场设置声音) 的分割点

### YC88/YC73 V1.20

Page	No	Name	Split Point	Section	Voice Name	MSB	LSB	PC
1	5	Jazz Lead	C3	Organ	H1	63	0	5
				Key A	-			
				Key B	-			

### YC61 V1.20

Page	No	Name	Split Point	Section	Voice Name	MSB	LSB	PC
1	1	Jazz Lead	C3	Organ	H1	63	0	1
				Key A	-			
				Key B	-			



# 新增Voice (音色)

YC88/YC73/YC61 V1.20

Section	Category	Sub Category	No.	Name	Parameter Value (*)
Organ	-	-	F4	F4	149
			F5	F5	150
			F6	F6	151

## YC版本1.10中的新功能

Yamaha已升级YC固件，增加了以下新功能。  
本说明书介绍与本乐器随附的使用说明书相关的新增内容和变化。

- 颤音的设置方法（CC # 1: 调制）已更改。
- 改善了可操作性。
- 添加了新的Live Set Sound（现场设置声音）。
- 添加了新的Voices（音色）。

# 更改颤音的设置方法 (CC # 1: 调制)

新的“P.Mod”参数 (与音高调制有关) 已添加到Live Set Sound (现场设置声音) 的每个Sound (声音) 部分的音高调制设置中。

原来位于Live Set Sound (现场设置声音) 的“Controllers” (控制器) 中的“Modulation Lever” (调制杆) 参数“P.Mod Depth” (P.Mod深度) 和“P.Mod Speed” (P.Mod速度) 已移至“P.Mod”。

“P.Mod Initial” (P.Mod初始值) 也已添加到“P.Mod”中。

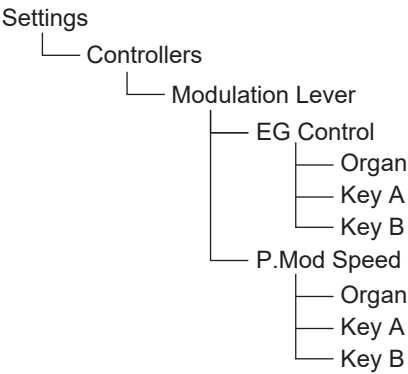
使用“P.Mod Initial” (P.Mod初始值) 参数, 在切换Live Sets (现场设置) 时, P.Mod (CC #1: 调制) 的更改量现在可以设置为0以外的值。

如果将“P.Mod Initial” (P.Mod初始值) 更改为初始值(0)以外的值, 则顶部屏幕上将显示 **[MOD]** 图标。

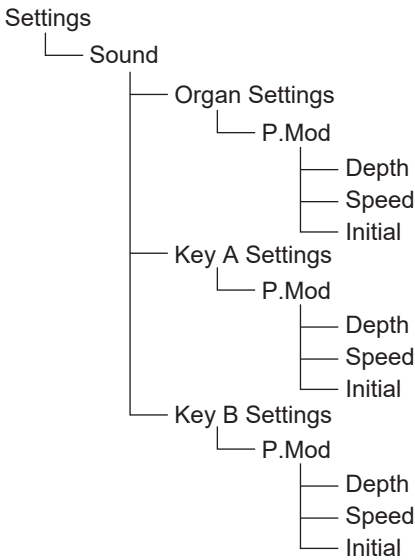


## 新旧树形图对比

### • V1.00



### • V1.10



# 改善了可操作性

要调出Voice（音色）一览表，请按住或双击顶部屏幕上的Voice（音色）选择开关。



在显示参数值的屏幕上按[Enter]按钮时，层次结构中的级别现在返回到上一个级别。这使您可以连续设置其他参数。  
按住[EXIT]按钮返回到顶部屏幕。

**注**

在MENU屏幕中时，按[MENU]按钮返回顶部屏幕。在SETTINGS屏幕中时，按[SETTINGS]按钮返回顶部屏幕。

# Live Set Sound (现场设置声音) 一览表

## YC88 V1.0

Page	No	Name	Split Point	Section	Voice Name	MSB	LSB	PC
1	1	Natural CFX	G2	Organ	-	63	0	1
				Key A	CFX			
				Key B	-			
1	2	Soulful Rd	G2	Organ	-	63	0	2
				Key A	78Rd			
				Key B	-			
1	3	FM EP 1	G2	Organ	-	63	0	3
				Key A	FM Piano DA			
				Key B	-			
1	4	FM Lead	G2	Organ	-	63	0	4
				Key A	FM Syn Lead 2			
				Key B	-			
1	5	Jazz Lead	G2	Organ	H1	63	0	5
				Key A	-			
				Key B	-			
1	6	Rock Organ 1	G2	Organ	H2	63	0	6
				Key A	-			
				Key B	-			
1	7	Gospel Shout!	G2	Organ	H1	63	0	7
				Key A	-			
				Key B	-			
1	8	Rex Direct	G2	Organ	F2	63	0	8
				Key A	-			
				Key B	-			
2	1	One Ear Upright	G2	Organ	-	63	1	1
				Key A	U1			
				Key B	-			
2	2	67 Trem EP	G2	Organ	-	63	1	2
				Key A	67Rd Dark			
				Key B	-			
2	3	80s Piano Layer	G2	Organ	-	63	1	3
				Key A	CFX			
				Key B	FM The EP			
2	4	Fat OB Brass	G2	Organ	-	63	1	4
				Key A	OB Brass 1			
				Key B	OB Brass 2			
2	5	Jazz Swish	G2	Organ	H1	63	1	5
				Key A	-			
				Key B	-			
2	6	Prog 1	G2	Organ	H2	63	1	6
				Key A	-			
				Key B	-			
2	7	Gospel Worship	G2	Organ	H1	63	1	7
				Key A	-			
				Key B	-			
2	8	Italian Organ 1	G2	Organ	F3	63	1	8
				Key A	-			
				Key B	-			
3	1	C7 w/Pad	G2	Organ	-	63	2	1
				Key A	C7			
				Key B	Analog Pad			
3	2	Wr Trem	G2	Organ	-	63	2	2
				Key A	Wr Bright			
				Key B	-			
3	3	FM EP+Pad 1	G2	Organ	-	63	2	3
				Key A	FM The EP			
				Key B	Lite Strings			
3	4	Motion Pad	G2	Organ	-	63	2	4
				Key A	Mystic Pad			
				Key B	Analog Pad			
3	5	Squabble	G2	Organ	H1	63	2	5
				Key A	-			
				Key B	-			
3	6	Casino Fire	G2	Organ	H2	63	2	6
				Key A	-			
				Key B	-			

Page	No	Name	Split Point	Section	Voice Name	MSB	LSB	PC
3	7	H Split Ld/Ba	G2	Organ	H1	63	2	7
				Key A	-			
				Key B	-			
3	8	Church	G2	Organ	F1	63	2	8
				Key A	-			
				Key B	-			

## YC73 V1.0

Page	No	Name	Split Point	Section	Voice Name	MSB	LSB	PC
1	1	Soulful Rd	G2	Organ	-	63	0	1
				Key A	78Rd			
				Key B	-			
1	2	Natural CFX	G2	Organ	-	63	0	2
				Key A	CFX			
				Key B	-			
1	3	FM EP 1	G2	Organ	-	63	0	3
				Key A	FM Piano DA			
				Key B	-			
1	4	FM Lead	G2	Organ	-	63	0	4
				Key A	FM Syn Lead 2			
				Key B	-			
1	5	Jazz Lead	G2	Organ	H1	63	0	5
				Key A	-			
				Key B	-			
1	6	Rock Organ 1	G2	Organ	H2	63	0	6
				Key A	-			
				Key B	-			
1	7	Gospel Shout!	G2	Organ	H1	63	0	7
				Key A	-			
				Key B	-			
1	8	Rex Direct	G2	Organ	F2	63	0	8
				Key A	-			
				Key B	-			
2	1	67 Trem EP	G2	Organ	-	63	1	1
				Key A	67Rd Dark			
				Key B	-			
2	2	One Ear Upright	G2	Organ	-	63	1	2
				Key A	U1			
				Key B	-			
2	3	80s Piano Layer	G2	Organ	-	63	1	3
				Key A	CFX			
				Key B	FM The EP			
2	4	Fat OB Brass	G2	Organ	-	63	1	4
				Key A	OB Brass 1			
				Key B	OB Brass 2			
2	5	Jazz Swish	G2	Organ	H1	63	1	5
				Key A	-			
				Key B	-			
2	6	Prog 1	G2	Organ	H2	63	1	6
				Key A	-			
				Key B	-			
2	7	Gospel Worship	G2	Organ	H1	63	1	7
				Key A	-			
				Key B	-			
2	8	Italian Organ 1	G2	Organ	F3	63	1	8
				Key A	-			
				Key B	-			
3	1	Wr Trem	G2	Organ	-	63	2	1
				Key A	Wr Bright			
				Key B	-			
3	2	C7 w/Pad	G2	Organ	-	63	2	2
				Key A	C7			
				Key B	Analog Pad			
3	3	FM EP+Pad 1	G2	Organ	-	63	2	3
				Key A	FM The EP			
				Key B	Lite Strings			
3	4	Motion Pad	G2	Organ	-	63	2	4
				Key A	Mystic Pad			
				Key B	Analog Pad			
3	5	Squabble	G2	Organ	H1	63	2	5
				Key A	-			
				Key B	-			
3	6	Casino Fire	G2	Organ	H2	63	2	6
				Key A	-			
				Key B	-			
3	7	H Split Ld/Ba	G2	Organ	H1	63	2	7
				Key A	-			
				Key B	-			
3	8	Church	G2	Organ	F1	63	2	8
				Key A	-			
				Key B	-			

## YC61 V1.0

Page	No	Name	Split Point	Section	Voice Name	MSB	LSB	PC
1	1	Jazz Lead	G2	Organ	H1	63	0	1
				Key A	-			
				Key B	-			
1	2	Rock Organ 1	G2	Organ	H2	63	0	2
				Key A	-			
				Key B	-			
1	3	Gospel Shout!	G2	Organ	H1	63	0	3
				Key A	-			
				Key B	-			
1	4	Rex Direct	G2	Organ	F2	63	0	4
				Key A	-			
				Key B	-			
1	5	Soulful Rd	G2	Organ	-	63	0	5
				Key A	78Rd			
				Key B	-			
1	6	Natural CFX	G2	Organ	-	63	0	6
				Key A	CFX			
				Key B	-			
1	7	FM EP 1	G2	Organ	-	63	0	7
				Key A	FM Piano DA			
				Key B	-			
1	8	FM Lead	G2	Organ	-	63	0	8
				Key A	FM Syn Lead 2			
				Key B	-			
2	1	Jazz Swish	G2	Organ	H1	63	1	1
				Key A	-			
				Key B	-			
2	2	Prog 1	G2	Organ	H2	63	1	2
				Key A	-			
				Key B	-			
2	3	Gospel Worship	G2	Organ	H1	63	1	3
				Key A	-			
				Key B	-			
2	4	Italian Organ 1	G2	Organ	F3	63	1	4
				Key A	-			
				Key B	-			
2	5	67 Trem EP	G2	Organ	-	63	1	5
				Key A	67Rd Dark			
				Key B	-			
2	6	One Ear Upright	G2	Organ	-	63	1	6
				Key A	U1			
				Key B	-			
2	7	80s Piano Layer	G2	Organ	-	63	1	7
				Key A	CFX			
				Key B	FM The EP			
2	8	Fat OB Brass	G2	Organ	-	63	1	8
				Key A	OB Brass 1			
				Key B	OB Brass 2			
3	1	Squabble	G2	Organ	H1	63	2	1
				Key A	-			
				Key B	-			
3	2	Casino Fire	G2	Organ	H2	63	2	2
				Key A	-			
				Key B	-			
3	3	H Split Ld/Ba	G2	Organ	H1	63	2	3
				Key A	-			
				Key B	-			
3	4	Church	G2	Organ	F1	63	2	4
				Key A	-			
				Key B	-			
3	5	Wr Trem	G2	Organ	-	63	2	5
				Key A	Wr Bright			
				Key B	-			
3	6	C7 w/Pad	G2	Organ	-	63	2	6
				Key A	C7			
				Key B	Analog Pad			
3	7	FM EP+Pad 1	G2	Organ	-	63	2	7
				Key A	FM The EP			
				Key B	Lite Strings			
3	8	Motion Pad	G2	Organ	-	63	2	8
				Key A	Mystic Pad			
				Key B	Analog Pad			

# YC88/YC73/YC61 V1.0

Page	No	Name	Split Point	Section	Voice Name	MSB	LSB	PC
4	1	Clean Amp	G2	Organ	H3	63	3	1
				Key A	-			
				Key B	-			
4	2	H Split Ld/Chd	C3	Organ	H1	63	3	2
				Key A	-			
				Key B	-			
4	3	F1 Jazz	G2	Organ	F1	63	3	3
				Key A	-			
				Key B	-			
4	4	Rex Rotary	G2	Organ	F2	63	3	4
				Key A	-			
				Key B	-			
4	5	Rex Amp	G2	Organ	F2	63	3	5
				Key A	-			
				Key B	-			
4	6	Italian Organ 2	G2	Organ	F3	63	3	6
				Key A	-			
				Key B	-			
4	7	Italian Organ 3	G2	Organ	F3	63	3	7
				Key A	-			
				Key B	-			
4	8	F2 / RdBa	G2	Organ	F2	63	3	8
				Key A	78Rd			
				Key B	-			
5	1	CFX Bright	G2	Organ	-	63	4	1
				Key A	CFX			
				Key B	-			
5	2	C7	G2	Organ	-	63	4	2
				Key A	C7			
				Key B	-			
5	3	70's C7	G2	Organ	-	63	4	3
				Key A	C7			
				Key B	-			
5	4	Showbiz Upright	G2	Organ	-	63	4	4
				Key A	U1			
				Key B	-			
5	5	AP+Strings	G2	Organ	-	63	4	5
				Key A	CFX			
				Key B	Fast Strings			
5	6	Bass Stays Home	G2	Organ	-	63	4	6
				Key A	Upright Bass			
				Key B	C7			
5	7	78Rd Chorus	G2	Organ	-	63	4	7
				Key A	78Rd			
				Key B	-			
5	8	67Rd Overdrive	G2	Organ	-	63	4	8
				Key A	67Rd Bright			
				Key B	-			
6	1	Wr Dist	G2	Organ	-	63	5	1
				Key A	Wr Warm			
				Key B	-			
6	2	FM EP 2	G2	Organ	-	63	5	2
				Key A	FM The EP			
				Key B	-			
6	3	FM EP 3	G2	Organ	-	63	5	3
				Key A	FM Pf's Heart			
				Key B	-			
6	4	FM EP 4	G2	Organ	-	63	5	4
				Key A	FM Urban EP			
				Key B	FM DX EP			
6	5	FM EP 5	G2	Organ	-	63	5	5
				Key A	FM The EP			
				Key B	FM DX Road			
6	6	Magic Piano	G2	Organ	-	63	5	6
				Key A	67Rd Dark			
				Key B	FM Pf's Heart			
6	7	80s Soundtrack	G2	Organ	-	63	5	7
				Key A	78Rd			
				Key B	Analog Pad			
6	8	FM EP+Pad 2	G2	Organ	-	63	5	8
				Key A	FM Pf's Heart			
				Key B	Analog Pad			

Page	No	Name	Split Point	Section	Voice Name	MSB	LSB	PC
7	1	Swell Backgrnd	C3	Organ	-	63	6	1
				Key A	FM Saw Pad			
				Key B	67Rd Dark			
7	2	Bass and 73Rd	G2	Organ	-	63	6	2
				Key A	Finger Bass			
				Key B	73Rd			
7	3	Analog Pad	G2	Organ	-	63	6	3
				Key A	Analog Pad			
				Key B	Noble Pad			
7	4	Fat Pad	G2	Organ	-	63	6	4
				Key A	JP Strings			
				Key B	Analog Pad			
7	5	Massive FM	G2	Organ	-	63	6	5
				Key A	FM Saw Pad			
				Key B	FM BellSquare			
7	6	Smooth Strings	G2	Organ	-	63	6	6
				Key A	FM Syn Str			
				Key B	JP Strings			
7	7	Stringy Octaves	G2	Organ	-	63	6	7
				Key A	Oct Syn Str			
				Key B	Unison Str			
7	8	Synth Brass	G2	Organ	-	63	6	8
				Key A	Synth Brass 1			
				Key B	Synth Brass 4			
8	1	Analog Lead	G2	Organ	-	63	7	1
				Key A	Classic Mini			
				Key B	-			
8	2	Expressive Lead	G2	Organ	-	63	7	2
				Key A	Sine Lead			
				Key B	Classic Mini			
8	3	Monster Lead	G2	Organ	-	63	7	3
				Key A	FM Syn Lead 1			
				Key B	FM Syn Lead 2			
8	4	Ep/Lead Split 1	G2	Organ	-	63	7	4
				Key A	73Rd			
				Key B	Soft Square			
8	5	Ep/Lead Split 2	G2	Organ	-	63	7	5
				Key A	FM DX EP			
				Key B	Mini Lead			
8	6	Pad/Lead	G2	Organ	-	63	7	6
				Key A	Analog Pad			
				Key B	Funky Mini			
8	7	Icy Split	C3	Organ	-	63	7	7
				Key A	Digi Pad			
				Key B	Mini Lead			
8	8	Sticky Bass	G2	Organ	-	63	7	8
				Key A	1o1 Bass			
				Key B	Analog Bass			
9	1	Aggressive Bass	G2	Organ	-	63	8	1
				Key A	1o1 Bass			
				Key B	Analog Bass			
9	2	Dual Bass	G2	Organ	-	63	8	2
				Key A	FM Saw Pad			
				Key B	Unison Bass			
9	3	FM Harmonic Ba	G2	Organ	-	63	8	3
				Key A	Mini Sub Bass			
				Key B	FM Tear Bass			
9	4	Syn Bell 1	G2	Organ	-	63	8	4
				Key A	Heaven Bell			
				Key B	-			
9	5	Syn Bell 2	G2	Organ	-	63	8	5
				Key A	Far Away FM			
				Key B	-			
9	6	Concerto Goldo	G2	Organ	-	63	8	6
				Key A	Slow Strings			
				Key B	Violin			
9	7	String Ensemble	G2	Organ	-	63	8	7
				Key A	Fast Strings			
				Key B	Violin			
9	8	Big Fanfare	G2	Organ	-	63	8	8
				Key A	Marcato Str			
				Key B	Brass 3			

Page	No	Name	Split Point	Section	Voice Name	MSB	LSB	PC
10	1	Classic Gt.	G2	Organ	-	63	9	1
				Key A	Classic Gt			
				Key B	-			
10	2	Steel Gt.	G2	Organ	-	63	9	2
				Key A	Steel Gt			
				Key B	-			
10	3	Clean Gt.	G2	Organ	-	63	9	3
				Key A	Clean Gt 1			
				Key B	-			
10	4	Brass Section	G2	Organ	-	63	9	4
				Key A	Brass 1			
				Key B	-			
10	5	Brass w/Sax	G2	Organ	-	63	9	5
				Key A	Brass 1			
				Key B	Brass 2			
10	6	Upright Bass	G2	Organ	-	63	9	6
				Key A	Upright Bass			
				Key B	-			
10	7	Fingered Bass	G2	Organ	-	63	9	7
				Key A	Finger Bass			
				Key B	-			
10	8	Slap Bass	G2	Organ	-	63	9	8
				Key A	Slap Bass			
				Key B	-			



# 增加了新Live Set Sounds (现场设置声音)

YC88/YC73/YC61 V1.10

Page	No	Name	Split Point	Section	Voice Name	MSB	LSB	PC
11	1	Nashville C3	G2	Organ	-	63	10	1
				Key A	Nashville C3			
				Key B	-			
11	2	Early 80s Layer	G2	Organ	-	63	10	2
				Key A	Nashville C3			
				Key B	74Rd Stage			
11	3	Live CF3	G2	Organ	-	63	10	3
				Key A	Live CF3			
				Key B	-			
11	4	BigCF+Pad	G2	Organ	-	63	10	4
				Key A	Live CF3			
				Key B	Analog Pad			
11	5	73Rd Studio	G2	Organ	-	63	10	5
				Key A	73Rd Studio			
				Key B	-			
11	6	Ballad Rd Layer	G2	Organ	-	63	10	6
				Key A	73Rd Studio			
				Key B	FM Pf's Heart			
11	7	74Rd Stage	G2	Organ	-	63	10	7
				Key A	74Rd Stage			
				Key B	-			
11	8	Rotating EP	G2	Organ	-	63	10	8
				Key A	74Rd Stage			
				Key B	-			

# Voice (音色) 一览表

## YC88/YC73/YC61 V1.0

Section	Category	Sub Category	No.	Name	Parameter Value (*)	
Organ	-	-	H1	H1	0	
			H2	H2	1	
			H3	H3	2	
			F1	F1	3	
			F2	F2	4	
Keys A/B	Piano	Grand	01	CFX	6	
			02	S700	7	
			03	C7	8	
		Upright	06	U1	9	
			CP	07	CP80 1	10
		08		CP80 2	11	
		Layer	09	Piano Strings	12	
			10	Piano Synth	13	
		E.Piano	Rd	01	78Rd	14
				02	75Rd Funky	15
				03	73Rd	16
				04	67Rd Dark	17
				05	67Rd Bright	18
	Wr		08	Wr Warm	19	
			09	Wr Bright	20	
			10	Wr Wide	21	
	Clavi		11	Clavi B	22	
			12	Clavi S	23	
			13	Harpsichord	24	
	FM		14	FM Piano DA	25	
			15	FM DX Road	26	
			16	FM The EP	27	
			17	FM DX EP	28	
			18	FM Pf's Heart	29	
			19	FM Urban EP	30	
			20	FM PowerClavi	31	
	Synth		Pad	01	FM Saw Pad	32
				02	Analog Pad	33
		03		Dark Light	34	
		04		Digi Pad	35	
		05		Noble Pad	36	
		06		Pop Pad	37	
		07		Fat Saw	38	
08		Angel Pad		39		
09		FM BellSquare		40		
10		FM Cloud Pad		41		
11		FM Bow RM Pad		42		
12		Itopia		43		
13		Mystic Pad		44		
14		Nowhere		45		
15		FM Choir		46		
16		Lite Strings		47		
Strings		17	JP Strings	48		
		18	FM Syn Str	49		
		19	Pop Syn Str	50		
		20	Unison Str	51		
		21	Oct Syn Str	52		
Brass		22	Synth Brass 1	53		
		23	Synth Brass 2	54		
	24	Synth Brass 3	55			
	25	Synth Brass 4	56			
	26	OB Brass 1	57			
	27	OB Brass 2	58			
	28	OB Brass 3	59			
	29	FM Brass	60			
	30	FM Brass Ens	61			
	Lead	31	FM Syn Lead 1	62		
32		FM Syn Lead 2	63			
33		Classic Mini	64			

Section	Category	Sub Category	No.	Name	Parameter Value (*)
Keys A/B	Synth	Lead	34	Mini Lead	65
			35	Funky Mini	66
			36	Sine Lead	67
			37	Square Lead	68
			38	Soft Square	69
			39	Dirty Hook	70
			40	Sync Saw Lead	71
			41	Nu Mini	72
			42	5th Lead	73
			43	Calliope Lead	74
		Bass	44	Mini Sub Bass	75
			45	Analog Bass	76
			46	1o1 Bass	77
			47	Synth Bass	78
			48	FM Tear Bass	79
			49	FM DX E.Bass	80
			50	FM BoogieBass	81
			51	FM SuperBass	82
			52	Unison Bass	83
			53	FM Owl Bass	84
		ChromPerc	54	FM Glocken	85
			55	FM Far Away	86
			56	Digi Bell	87
			57	FM Brite Comp	88
			58	Heaven Bell	89
			59	FM Tblr Bells	90
	Others	Strings	01	Slow Strings	91
			02	Marcato Str	92
			03	Fast Strings	93
			04	Tremolo Str	94
			05	Pizzicato	95
			06	Tape Strings	96
			07	Violin	97
			08	Cello	98
		Guitar	09	Classic Gt	99
			10	Steel Gt	100
			11	12Strings Gt	101
			12	FM Jazz Gt	102
			13	Clean Gt 1	103
			14	Clean Gt 2	104
			15	Clean Gt 3	105
			16	Banjo	106
			17	Sitar	107
			18	Shamisen	108
			19	Koto	109
		Brass	20	Brass 1	110
			21	Brass 2	111
			22	Brass 3	112
			23	Sf. Brass	113
			24	Trumpet	114
			25	Trombone	115
			26	Horn 1	116
			27	Horn 2	117
		Sax / Winds	28	Sax Section 1	118
			29	Sax Section 2	119
			30	Soprano Sax	120
			31	Alto Sax	121
			32	Tenor Sax	122
			33	Baritone Sax	123
			34	Jazz Flute	124
			35	Alto Flute	125
			36	Tape Flute	126
			37	Harmonica	127
			38	FM Harmonica	128
			39	Pan Flute	129

Section	Category	Sub Category	No.	Name	Parameter Value (*)
Keys A/B	Others	Sax / Winds	40	Bag Pipe	130
			41	Shakuhachi	131
		Bass	42	Upright Bass	132
			43	Finger Bass	133
			44	Pick Bass	134
			45	Fretless Bass	135
			46	Slap Bass	136
		ChromPerc	47	Glocken	137
			48	Jazz Vibes	138
			49	Marimba	139
			50	Xylophone	140
			51	Tubular Bell	141
			52	Kalimba	142
		Others	53	Accordion	143
			54	Musette	144

# 增加了新Voices (音色)

## YC88/YC73/YC61 V1.10

Section	Category	Sub Category	No.	Name	Parameter Value (*)
Keys A/B	Piano	Grand	04	Nashville C3	145
			05	Live CF3	146
	E.Piano	Rd	06	73Rd Studio	147
			07	74Rd Stage	148

\*这是用于“Voice Number” (音色编号) 参数的数字。